

UEFA CHAMPIONS LEAGUE - 2013/14 SEASON

MATCH PRESS KITS



RSC Anderlecht

**Constant Vanden Stock Stadium -
Brussels**

Wednesday 2 October 2013
20.45CET (20.45 local time)
Group C - Matchday 2



Olympiacos FC

Last updated 01/10/2013 00:36CET

UEFA CHAMPIONS LEAGUE OFFICIAL SPONSORS



Previous meetings	2
Match background	4
Match facts	5
Squad list	7
Head coach	9
Match officials	10
Fixtures and results	11
Match-by-match lineups	14
Group Standings	15
Competition facts	17
Team facts	18
Legend	20

Previous meetings

Head to Head

European Champions Clubs' Cup

Date	Stage	Match	Result	Venue	Goalscorers
06/11/1974	R2	Olympiacos FC - RSC Anderlecht	3-0 agg: 4-5	Patras	Galakos 18, 23, 82
23/10/1974	R2	RSC Anderlecht - Olympiacos FC	5-1	Brussels	Rensenbrink 23, 33(P), 59(P), Van Der Elst 25, Ladinszky 70; Persidis 27(P)

	Home				Away				Final				Total					
	Pld	W	D	L	Pld	W	D	L	Pld	W	D	L	Pld	W	D	L	GF	GA
RSC Anderlecht	1	1	0	0	1	0	0	1	0	0	0	0	2	1	0	1	5	4
Olympiacos FC	1	1	0	0	1	0	0	1	0	0	0	0	2	1	0	1	4	5

RSC Anderlecht - Record versus clubs from opponents' country

UEFA Europa League

Date	Stage	Match	Result	Venue	Goalscorers
01/12/2011	GS	AEK Athens FC - RSC Anderlecht	1-2	Athens	Sialmas 19; Gillet 4, 36
15/09/2011	GS	RSC Anderlecht - AEK Athens FC	4-1	Brussels	Suárez 16, 40, 84, Jovanović 33; Leonardo 36

UEFA Europa League

Date	Stage	Match	Result	Venue	Goalscorers
04/11/2010	GS	AEK Athens FC - RSC Anderlecht	1-1	Athens	Blanco 48(P); Polák 55
21/10/2010	GS	RSC Anderlecht - AEK Athens FC	3-0	Brussels	Boussoufa 31, Lukaku 71, Juhász 75

UEFA Champions League

Date	Stage	Match	Result	Venue	Goalscorers
06/12/2006	GS	RSC Anderlecht - AEK Athens FC	2-2	Brussels	Vanden Borre 38, Frutos 63; Lakis 75, Cirillo 81
26/09/2006	GS	AEK Athens FC - RSC Anderlecht	1-1	Athens	Júlio César 28; Frutos 25

UEFA Cup

Date	Stage	Match	Result	Venue	Goalscorers
27/02/2003	R4	RSC Anderlecht - Panathinaikos FC	2-0 agg: 2-3	Brussels	Ještović 70, 81
20/02/2003	R4	Panathinaikos FC - RSC Anderlecht	3-0	Athens	Olisadebe 12, 73, Liberopoulos 63

European Champions Clubs' Cup

Date	Stage	Match	Result	Venue	Goalscorers
01/04/1992	R3 (GS)	Panathinaikos FC - RSC Anderlecht	0-0	Athens	
27/11/1991	R3 (GS)	RSC Anderlecht - Panathinaikos FC	0-0	Brussels	

Olympiacos FC - Record versus clubs from opponents' country**UEFA Champions League**

Date	Stage	Match	Result	Venue	Goalscorers
04/11/2009	GS	R. Standard de Liège - Olympiacos FC	2-0	Liege	Mbokani 31, Jovanović 88
20/10/2009	GS	Olympiacos FC - R. Standard de Liège	2-1	Piraeus	Mitroglou 43, Stoltidis 90+3; De Camargo 37

	Home				Away				Final				Total					
	Pld	W	D	L	Pld	W	D	L	Pld	W	D	L	Pld	W	D	L	GF	GA
RSC Anderlecht	6	4	2	0	6	1	3	2	0	0	0	0	12	5	5	2	20	13
Olympiacos FC	2	2	0	0	2	0	0	2	0	0	0	0	4	2	0	2	6	8

Match background

When RSC Anderlecht and Olympiacos FC come face to face on matchday two in the UEFA Champions League Group C, it will be their first competitive meeting for 39 years.

- Both teams need points having each lost their first fixture. While Anderlecht went down 2-0 at SL Benfica, Olympiacos FC were beaten 4-1 at home by Paris Saint-Germain FC.

Previous meetings

- The teams played a friendly game in Piraeus on 7 August which Olympiacos won 1-0 thank to a Dimitris Siovas goal.
- The last time this fixture was played on the European stage was in autumn 1974 in the European Champion Clubs' Cup second round. Anderlecht were 5-1 home winners but had to withstand an almighty second-leg scare in Patras as Maik Galakos scored a hat-trick for Olympiacos, who nevertheless bowed out after only managing a 3-0 success.
- Anderlecht are unbeaten in their last seven competitive fixtures against Greek sides, winning four and drawing three. Their only other defeat came in a 2002/03 UEFA Cup fourth round tie, 3-0 against Panathinaikos FC. Their overall record is W5 D5 L2 (W4 D2 L0 at home).
- Anderlecht's last six meetings with Greek opponents have come against AEK Athens FC, in the 2006/07 UEFA Champions League group stage and the 2010/11 and 2011/12 UEFA Europa League group stage. They recorded three victories and three draws, but won three of their last four fixtures.
- Olympiacos' only other experience of Belgian opponents came in the 2009/10 UEFA Champions League group stage, when they beat R. Standard de Liège 2-1 at the Georgios Karaiskakis Stadium but went down 2-0 in the return.

Match background

- In their tenth UEFA Champions League participation, Anderlecht finished bottom of Group C last season and suffered the same fate in all the other five group stage campaigns since progressing to the second group stage in 2000/01.
- In those six seasons they have won just four fixtures and when they beat FC Zenit 1-0 on matchday four in last season's competition it was their first home success in the UEFA Champions League proper in nine years.
- In 2012/13, when Anderlecht returned to the competition proper after four qualifying failures, the Belgian champions lost their two other home games, against AC Milan and Málaga CF.
- Olympiacos, in the group stage for the 15th time and their third in succession, reached the 1998/99 quarter-finals.
- Last season they finished third in Group B, losing away games at Arsenal FC and FC Schalke 04 and winning 2-1 at Montpellier Hérault SC. The previous season they also finished third in their section, losing away against Arsenal and Borussia Dortmund while winning in France – against Olympique de Marseille.

Team ties

- Michel was in the starting lineup for both Real Madrid CF's dramatic encounters against Anderlecht in the 1984/85 UEFA Cup second round. Madrid lost 3-0 in Brussels but won the return 6-1 to go through.
- Kostas Manolas played in three of AEK's UEFA Europa League games against Anderlecht and was sent off in Brussels on 15 September 2011, when the Belgian club won 4-1. Anderlecht team-mates Olivier Deschacht and Silvio Proto played the full 360 minutes across the two seasons.
- Anthony Vanden Borre was on target when Anderlecht met AEK in the UEFA Champions League group stage on 6 December 2006, scoring the opener in a 2-2 draw.

Match facts

Anderlecht

UEFA milestones and competition statistics

- Anderlecht have conceded 449 goals in UEFA competition.
- Anderlecht scored four times in the group stage last season, with only one-goal GNK Dinamo Zagreb netting fewer.
- The 1-0 home win against FC Zenit in last season's competition was the Belgian club's first UEFA Champions League home win in nine years, since defeating Olympique Lyonnais 1-0 in the 2003/04 group stage.

Summer transfers

- In: Frank Acheampong (Buriram United FC), Fede Vico (Córdoba CF), Luka Milivojević (FK Crvena zvezda), Aleksandar Mitrović (FK Partizan), Demy de Zeeuw (FC Spartak Moskva, loan), Fabrice N'Sakala (ES Troyes AC).
- Out: Lucas Biglia (SS Lazio), Dieumerci Mbokani (FC Dinamo Kyiv), Tom De Sutter (Club Brugge KV), Marcin Wasilewski (released), Milan Jovanović (released), Olexandr Yakovenko (ACF Fiorentina), Dennis Odoi (KSC Lokeren OV), Behrang Safari (FC Basel 1893), Roland Juhász (Videoton FC), Lukáš Mareček (AC Sparta Praha), Guillermo Molins (Malmö FF), Fernando Canesin (KV Oostende, loan).

General information

- Two Massimo Bruno goals helped John van den Brom's men defeat second-tier KAS Eupen 7-0 at home in the Belgian Cup on 25 September. Anthony Vanden Borre featured for the first time this season, while 17-year-old Andy Kawayi made his club debut. Anderlecht will visit KVC Westerlo in the last 16 on 4 December.
- Anderlecht suffered their biggest league defeat since 3 October 2010 – a 5-1 reverse against R. Standard de Liège – when they lost 4-0 at Club Brugge KV on 22 September. They bounced back to defeat K. Lierse SK 2-0 on Sunday.
- Mitrović was given a three-match ban for an incident with Club Brugge fans at full time. He marked his first start for the club with two goals in a 5-0 victory over KV Mechelen on 14 September, Anderlecht's biggest win of 2013.
- Ronald Vargas underwent surgery on his left knee in July and is expected to be out until early November.
- Only Gillet has played the full 810 minutes of the first nine league matches: six wins and three losses.
- Matías Suárez has scored six league goals this term, already more than his injury-hit 2012/13 haul of three.

Olympiacos

UEFA milestones and competition statistics

- Olympiacos have conceded 199 European Cup goals. Their next defeat in UEFA competition will be their 100th.
- The Greek champions are 26 games without a draw in UEFA competition, winning 13 and losing 13 since their UEFA Champions League meeting at AZ Alkmaar ended goalless on 24 November 2009.
- Only eight players registered for last season's group stage feature this time round: Balázs Megyeri, José Holebas, Giannis Maniatis, Kostas Mitroglou, David Fuster, Dimitris Siovas, Kostas Manolas and Paulo Machado.

Summer transfers

- In: Javier Saviola (Málaga CF), Sambou Yatabaré (SC Bastia), Michael Olaitan (Veria FC), Andreas Samaris (Panionios GSS), Vladimír Weiss (Pescara Calcio), Alejandro Domínguez (Rayo Vallecano de Madrid), Leandro Salino (SC Braga), Gaëtan Bong (Valenciennes FC), Delvin Ndinga (AS Monaco FC, loan), Carl Medjani (AS Monaco FC, on loan), Joel Campbell (Arsenal FC, loan), Roberto (Club Atlético de Madrid, loan).
- Out: Djamel Abdoun (Nottingham Forest FC), Leandro Greco (AS Livorno Calcio), Giannis Fetfatidis (Genoa CFC), François Modesto (SC Bastia), Drissa Diakité (SC Bastia), Ljubomir Fejsa (SL Benfica), Giannis Zaradoukas (Asteras Tripolis FC), Chumbinho (Qarabağ FK), Alex Gogic (Swansea City AFC), Rafik Djebbour (Sivasspor, loan).

General information

- Salino returned after two weeks out with a hamstring problem as Olympiacos won 2-0 at Panionios on Saturday. Yatabaré sat the game out with a foot injury while Bong was rested after recovering from an ankle knock.
- On 25 September, Avraam Papadopoulos (out since April with a knee problem) made his comeback as captain in a 5-1 home victory against third-tier Fokikos FC in the first leg of the teams' Greek Cup second round tie. Marko Šćepović (2), Campbell, Yatabaré and Olaitan all opened their Olympiacos goalscoring accounts.
- Mitroglou scored back-to-back hat-tricks for Olympiacos last month, following his three-goal haul in the 5-0 win at Levadiakos FC on 1 September – the first of his career – with another 13 days later against Skoda Xanthi FC.
- The Levadiakos success was the first time the Piraeus outfit have hit five away from home in over six years.

- David Fuster (out since 17 September, hamstring) and Machado (22 September, knee) are unlikely to play on matchday two.

Squad list

RSC Anderlecht

						Current season						All-time			
						UCLQ		UCL		League		UCL		UEFA	
No.	Player	Nat.	DoB	Age	D	Pld	Gls	Pld	Gls	Pld	Gls	Pld	Gls	Pld	Gls
Goalkeepers															
1	Silvio Proto	BEL	23/05/1983	30	-	-	-	1	-	8	-	11	-	52	-
13	Thomas Kaminski	BEL	23/10/1992	20	-	-	-	-	-	1	-	-	-	-	-
33	Davy Roef	BEL	06/02/1994	19	-	-	-	-	-	-	-	-	-	-	-
Defenders															
2	Fabrice N'Sakala	FRA	21/07/1990	23	-	-	-	1	-	3	-	1	-	1	-
3	Olivier Deschacht	BEL	16/02/1981	32	-	-	-	-	-	6	1	28	-	73	-
14	Bram Nuytinck	NED	04/05/1990	23	-	-	-	-	-	6	1	5	-	5	-
16	Cheikhou Kouyaté	SEN	21/12/1989	23	-	-	-	1	-	7	-	7	-	35	-
22	Chancel Mbemba	COD	08/08/1994	19	-	-	-	1	-	7	-	1	-	1	-
32	Leander Dendoncker	BEL	15/04/1995	18	-	-	-	-	-	-	-	-	-	-	-
39	Anthony Vanden Borre	BEL	24/10/1987	25	-	-	-	-	-	-	-	18	1	29	1
Midfielders															
6	Demy de Zeeuw	NED	26/05/1983	30	-	-	-	1	-	5	1	8	2	49	6
8	Luka Milivojević	SRB	07/04/1991	22	-	-	-	1	-	8	-	1	-	11	-
10	Dennis Praet	BEL	14/05/1994	19	-	-	-	1	-	9	2	6	-	7	1
19	Sacha Kljestan	USA	09/09/1985	28	-	-	-	1	-	9	4	6	-	26	3
29	Fede Vico	ESP	04/07/1994	19	-	-	-	-	-	-	-	-	-	-	-
30	Guillaume Gillet	BEL	09/03/1984	29	-	-	-	1	-	9	3	7	-	58	8
31	Youri Tielemans	BEL	07/05/1997	16	-	-	-	-	-	5	-	-	-	-	-
35	Samy Bourard	BEL	29/03/1996	17	-	-	-	-	-	-	-	-	-	-	-
70	Ronald Vargas	VEN	02/12/1986	26	-	-	-	-	-	-	-	1	-	18	1
Forwards															
9	Matías Suárez	ARG	09/05/1988	25	-	-	-	1	-	9	6	1	-	38	13
12	Andy Najar	HON	16/03/1993	20	-	-	-	-	-	2	-	-	-	-	-
15	Cyriac	CIV	15/08/1990	23	-	-	-	1	-	7	-	3	-	13	2
17	Massimo Bruno	BEL	17/09/1993	20	-	-	-	1	-	9	5	6	-	7	-
18	Frank Acheampong	GHA	16/10/1993	19	-	-	-	1	-	8	3	1	-	1	-
34	Nabil Jaadi	BEL	01/07/1996	17	-	-	-	-	-	-	-	-	-	-	-
36	Oswal Alvarez	COL	11/06/1995	18	-	-	-	-	-	-	-	-	-	-	-
45	Aleksandar Mitrović	SRB	16/09/1994	19	-	-	-	1	-	3	2	1	-	13	3
Coach															
-	John van den Brom	NED	04/10/1966	46	-	-	-	1	-	-	-	7	-	11	-

Olympiacos FC

						Current season						All-time			
						UCLQ		UCL		League		UCL		UEFA	
No.	Player	Nat.	DoB	Age	D	Pld	Gls	Pld	Gls	Pld	Gls	Pld	Gls	Pld	Gls
Goalkeepers															
16	Roberto	ESP	10/02/1986	27	-	-	-	1	-	5	-	8	-	16	-
33	Lefteris Choutesiotis	GRE	20/07/1994	19	-	-	-	-	-	-	-	-	-	-	-
42	Balázs Megyeri	HUN	31/03/1990	23	-	-	-	-	-	-	-	5	-	9	-
Defenders															
2	Giannis Maniatis	GRE	12/10/1986	26	-	-	-	1	-	6	1	10	1	26	1
20	José Holebas	GRE	27/06/1984	29	-	-	-	-	-	4	-	11	1	20	1
21	Avraam Papadopoulos	GRE	03/12/1984	28	-	-	-	-	-	-	-	12	-	38	2
22	Carl Medjani	ALG	15/05/1985	28	-	-	-	1	-	3	-	1	-	1	-
24	Kostas Manolas	GRE	14/06/1991	22	-	-	-	-	-	5	-	6	-	20	2
30	Leandro Salino	BRA	22/04/1985	28	-	-	-	-	-	5	-	11	-	43	-
88	Gaëtan Bong	CMR	25/04/1988	25	-	-	-	1	-	3	-	1	-	1	-
Midfielders															
5	Paulo Machado	POR	31/03/1986	27	-	-	-	1	-	2	-	7	1	23	2
8	Delvin N'Dinga	CGO	14/03/1988	25	-	-	-	-	-	2	-	5	-	7	-
14	Andreas Samaris	GRE	13/06/1989	24	-	-	-	1	-	5	-	1	-	1	-
19	David Fuster	ESP	03/02/1982	31	-	-	-	1	-	4	1	11	2	19	4
23	Dimitris Siovas	GRE	16/09/1988	25	-	-	-	1	-	5	-	4	-	5	-
26	Joel Campbell	CRC	26/06/1992	21	-	-	-	1	-	5	-	1	-	1	-
35	Alejandro Domínguez	ARG	10/06/1981	32	-	-	-	1	-	4	-	17	3	30	5
60	Sambou Yatabaré	MLI	02/03/1989	24	-	-	-	1	-	2	-	1	-	1	-
79	Vladimír Weiss	SVK	30/11/1989	23	-	-	-	1	1	5	2	4	1	7	1
Forwards															
9	Javier Saviola	ARG	11/12/1981	31	-	-	-	1	-	6	4	52	16	95	32
11	Kostas Mitroglou	GRE	12/03/1988	25	-	-	-	1	-	5	6	17	6	32	9
99	Michael Olaitan	NGA	01/01/1993	20	-	-	-	-	-	2	-	-	-	-	-
Coach															
-	Michel	ESP	23/03/1963	50	-	-	-	1	-	-	-	1	-	11	-

Head coach

RSC Anderlecht: John van den Brom

Date of birth: 4 October 1966

Nationality: Dutch

Playing career: Vitesse (twice), AFC Ajax, Istanbulspor AŞ, De Graafschap

Coaching career: AGOVV Apeldoorn, ADO Den Haag, Vitesse, RSC Anderlecht

- Signed his first professional contract with Vitesse in 1986, spending seven seasons with the Arnhem side and scoring 80 goals. The midfielder, who won two Netherlands caps, earned a move to Ajax and was part of the squad that lifted the 1995 UEFA Champions League, although he played no part in the final.
- Tried his luck in Turkey at Istanbulspor in 1995/96 but lasted one season before returning for five more years with Vitesse, hanging up his boots in 2003 after a short spell at De Graafschap.
- Returned to Ajax as second-team coach, becoming head of youth development in 2005. Took the reins at second-tier AGOVV two years later and guided the club to the promotion play-offs in his final season.
- Earned a promotion of his own in 2010, being named Den Haag coach, and he duly took the club into Europe for the first time in 23 years. In June 2011 Vitesse convinced Van den Brom to make a heart-warming return and he rewarded their faith by leading the club into the UEFA Europa League via the end-of-season play-offs.
- Left for Anderlecht in May 2012, making an immediate impression by winning the Belgian Super Cup and masterminding Anderlecht's return to the UEFA Champions League group stage after a six-season hiatus. Things got even better when he ended his first season in Brussels holding the league championship trophy.

Olympiacos FC: Michel

Date of birth: 23 March 1963

Nationality: Spanish

Playing career: Real Madrid CF, Atlético Celaya

Coaching career: Rayo Vallecano de Madrid, Real Madrid Castilla, Getafe CF, Sevilla FC, Olympiacos FC

- Joined Real Madrid aged 13, rising through the club's ranks before winning the second division championship with 'B' side Real Madrid Castilla. Subsequently stepped up to the first team and would later become one of five key home-grown players known as La Quinta del Buitre, or The Vulture (Emilio Butragueño) and Co.
- The right-sided midfielder played in 559 official games for the capital outfit with whom he won – among other titles – six Ligas and back-to-back UEFA Cups (1985, 1986). Michel also represented Spain at youth, Under-21 and senior level, scoring 21 goals in 66 appearances for La Roja between 1985 and 1992.
- Led Rayo Vallecano to fifth place in the Spanish third tier in his first stint as coach in 2005. Subsequently headed back to Madrid to take charge of Castilla, but it was at Getafe where his reputation as a tactician grew, helping the club to avoid relegation on the last day of the 2009/10 campaign.
- Enjoyed a brief stint at Sevilla before deciding to pursue a career outside Spain. In February 2013, he was appointed by Olympiacos, taking over from UEFA EURO 2004-winning goalkeeper Antonis Nikopolidis, who had stepped in as interim coach a month earlier when the Piraeus club fired Leonardo Jardim.
- Shortly after his appointment, Olympiacos failed to make it past the UEFA Europa League round of 32, succumbing to Levante UD. They were well on their way to their 40th league title, though, the first of Michel's coaching career, while they also secured the domestic double by beating Asteras Tripolis FC in the Greek Cup final.

Match officials

Referee	Tom Harald Hagen (NOR)
Assistant referees	Kim Thomas Haglund (NOR) , Frank Andås (NOR)
Additional assistant referees	Dag Vidar Hafsås (NOR) , Tore Hansen (NOR)
Fourth official	Dag-Roger Nebben (NOR)
UEFA Delegate	Trefor Lloyd Hughes (WAL)
UEFA Referee observer	Miroslav Liba (CZE)

Referee

Name	Date of birth	UEFA Champions League matches	UEFA matches
Tom Harald Hagen	01/04/1978	4	33

Referee since: 1994
First division: 2006
FIFA badge: 2009

Tournaments: 2011 UEFA European Under-19 Championship, 2009 UEFA European Under-17 Championship

Finals
N/A

UEFA Champions League matches involving teams from the two countries involved in this match

Date	Competition	Stage	Home	Away	Result	Venue
28/08/2012	UCL	PO	Panathinaikos FC	Málaga CF	0-0	Athens

Other matches involving teams from either of the two countries involved in this match

Date	Competition	Stage	Home	Away	Result	Venue
16/10/2010	U19	QR	Portugal	Greece	1-1	Faro-Loule
23/07/2011	U19	GS-FT	Turkey	Belgium	1-1	Buftea
26/07/2011	U19	GS-FT	Czech Republic	Greece	1-0	Mogosoiaia
16/10/2012	WC	QR	Belgium	Scotland	2-0	Brussels

Fixtures and results

RSC Anderlecht

Date	Competition	Opponent	Result		Goalscorers
28/07/2013	League	KSC Lokeren OV (H)	L	2-3	Bruno 55, Gillet 76 (P)
02/08/2013	League	Cercle Brugge KSV (A)	W	4-0	Deschacht 7, Suárez 41, Bruno 51, 57
11/08/2013	League	KAA Gent (H)	W	4-1	Kljestan 32, Praet 34, Bruno 49, Acheampong 78
18/08/2013	League	Waasland-Beveren (A)	W	3-0	Kljestan 74, Acheampong 82, Gillet 90+2
25/08/2013	League	R. Charleroi SC (H)	W	5-2	Suárez 20, 32, 47, Nuytinck 57, Bruno 74
01/09/2013	League	SV Zulte Waregem (A)	L	3-4	Kljestan 18, Suárez 59, De Zeeuw 78
14/09/2013	League	KV Mechelen (H)	W	5-0	Mitrović 2, 38, Kljestan 18, Suárez 41, Acheampong 90
17/09/2013	UCL	SL Benfica (A)	L	0-2	
22/09/2013	League	Club Brugge KV (A)	L	0-4	
25/09/2013	Cup	KAS Eupen (H)	W	7-0	Bruno 5 (P), 52, De Zeeuw 23, Acheampong 35, Suárez 42, Tielemans 50, Cyriac 74
29/09/2013	League	K. Lierse SK (H)	W	2-0	Gillet 65, Praet 84
02/10/2013	UCL	Olympiacos FC (H)			
06/10/2013	League	KV Kortrijk (H)			
19/10/2013	League	RAEC Mons (A)			
23/10/2013	UCL	Paris Saint-Germain FC (H)			
26/10/2013	League	R. Standard de Liège (H)			
30/10/2013	League	KV Oostende (A)			
02/11/2013	League	Oud-Heverlee Leuven (H)			
05/11/2013	UCL	Paris Saint-Germain FC (A)			
09/11/2013	League	KRC Genk (A)			
23/11/2013	League	R. Charleroi SC (A)			
27/11/2013	UCL	SL Benfica (H)			
30/11/2013	League	Cercle Brugge KSV (H)			
04/12/2013	Cup	KVC Westerlo (A)			
07/12/2013	League	Waasland-Beveren (H)			
10/12/2013	UCL	Olympiacos FC (A)			
14/12/2013	League	KAA Gent (A)			
21/12/2013	League	R. Standard de Liège (A)			
26/12/2013	League	SV Zulte Waregem (H)			
18/01/2014	League	KV Mechelen (A)			
25/01/2014	League	Club Brugge KV (H)			
01/02/2014	League	K. Lierse SK (A)			
08/02/2014	League	KV Kortrijk (A)			
15/02/2014	League	RAEC Mons (H)			
22/02/2014	League	KSC Lokeren OV (A)			
01/03/2014	League	KRC Genk (H)			
08/03/2014	League	Oud-Heverlee Leuven (A)			
15/03/2014	League	KV Oostende (H)			

Pos.	Clubs	P	W	D	L	GF	GA	Pts
1	R. Standard de Liège	9	9	0	0	23	3	27
2	Club Brugge KV	9	7	2	0	19	6	23
3	SV Zulte Waregem	9	6	2	1	21	15	20
4	RSC Anderlecht	9	6	0	3	28	14	18
5	KRC Genk	9	5	2	2	16	9	17
6	KSC Lokeren OV	9	5	1	3	19	15	16
7	KV Kortrijk	9	4	1	4	12	12	13
8	KAA Gent	9	3	4	2	10	13	13
9	R. Charleroi SC	9	2	3	4	9	13	9
10	KV Mechelen	9	2	2	5	8	15	8
11	K. Lierse SK	9	2	2	5	7	14	8
12	Oud-Heverlee Leuven	9	1	4	4	8	14	7
13	KV Oostende	9	1	3	5	7	15	6
14	Cercle Brugge KSV	9	1	3	5	5	18	6
15	Waasland-Beveren	9	0	5	4	5	11	5
16	RAEC Mons	9	0	2	7	6	16	2

Olympiacos FC

Date	Competition	Opponent	Result	Goalscorers
19/08/2013	League	Kalloni (A)	W 1-0	Maniatis 61
25/08/2013	League	Atromitos FC (H)	W 2-1	David Fuster 51, Saviola 54
01/09/2013	League	Levadiakos FC (A)	W 5-0	Saviola 16 (P), Mitroglou 70, 89, 90+1, Weiss 85
14/09/2013	League	Skoda Xanthi FC (H)	W 4-0	Saviola 4, Mitroglou 27, 45, 73
17/09/2013	UCL	Paris Saint-Germain FC (H)	L 1-4	Weiss 25
22/09/2013	League	Panaitolikos GFS (A)	D 0-0	
28/09/2013	League	Panionios GSS (A)	W 2-0	Weiss 61, Saviola 75
02/10/2013	UCL	RSC Anderlecht (A)		
06/10/2013	League	Veria FC (H)		
19/10/2013	League	Platanias FC (A)		
23/10/2013	UCL	SL Benfica (A)		
26/10/2013	League	OFI Crete FC (H)		
02/11/2013	League	Panathinaikos FC (A)		
05/11/2013	UCL	SL Benfica (H)		
09/11/2013	League	PAOK FC (H)		
23/11/2013	League	Panthrakikos FC (A)		
27/11/2013	UCL	Paris Saint-Germain FC (A)		
30/11/2013	League	Ergotelis FC (H)		
04/12/2013	League	Asteras Tripolis FC (H)		
07/12/2013	League	Aris Thessaloniki FC (A)		
10/12/2013	UCL	RSC Anderlecht (H)		
14/12/2013	League	PAS Giannina FC (H)		
21/12/2013	League	Apollon Smyrnis (A)		
04/01/2014	League	Kalloni (H)		
11/01/2014	League	Atromitos FC (A)		
18/01/2014	League	Levadiakos FC (H)		

Olympiacos FC

25/01/2014	League	Skoda Xanthi FC (A)		
01/02/2014	League	Panaitolikos GFS (H)		
08/02/2014	League	Panionios GSS (H)		
15/02/2014	League	Veria FC (A)		
22/02/2014	League	Platanias FC (H)		
01/03/2014	League	OFI Crete FC (A)		
08/03/2014	League	Panathinaikos FC (H)		
15/03/2014	League	PAOK FC (A)		
22/03/2014	League	Panthrakikos FC (H)		
29/03/2014	League	Ergotelis FC (A)		
05/04/2014	League	Asteras Tripolis FC (A)		
12/04/2014	League	Aris Thessaloniki FC (H)		
20/04/2014	League	PAS Giannina FC (A)		
26/04/2014	League	Apollon Smyrnis (H)		

Pos.	Clubs	P	W	D	L	GF	GA	Pts
1	Olympiacos FC	6	5	1	0	14	1	16
2	PAOK FC	6	4	1	1	11	5	13
3	Panathinaikos FC	6	3	2	1	7	6	11
4	PAS Giannina FC	6	3	1	2	8	6	10
5	Ergotelis FC	6	2	4	0	6	3	10
6	Atromitos FC	6	3	1	2	8	5	10
7	Asteras Tripolis FC	6	2	3	1	10	7	9
8	Panthrakikos FC	6	2	3	1	7	6	9
9	Kalloni	6	3	0	3	6	5	9
10	Skoda Xanthi FC	6	2	1	3	4	9	7
11	Panaitolikos GFS	6	1	3	2	3	4	6
12	Panionios GSS	6	1	3	2	6	8	6
13	Apollon Smyrnis	6	2	0	4	7	12	6
14	Veria FC	6	1	2	3	6	7	5
15	Platanias FC	6	0	5	1	5	6	5
16	Levadiakos FC	6	1	2	3	6	14	5
17	OFI Crete FC	6	0	4	2	2	5	4
18	Aris Thessaloniki FC	6	0	2	4	2	9	2

Match-by-match lineups

RSC Anderlecht

UEFA Champions League - Group stage

Group C

Club	Pld	W	D	L	GF	GA	Pts
Paris Saint-Germain FC	1	1	0	0	4	1	3
SL Benfica	1	1	0	0	2	0	3
Olympiacos FC	1	0	0	1	1	4	0
RSC Anderlecht	1	0	0	1	0	2	0

Matchday 1 (17/09/2013)

SL Benfica 2-0 RSC Anderlecht

Goals: 1-0 Djuričić 4, 2-0 Luisão 30

RSC Anderlecht: Proto, N'Sakala, De Zeeuw (46 Acheampong), Milivojević, Suárez, Kouyaté, Bruno (79 Praet), Kljestan, Mbemba, Gillet, Mitrović (76 Cyriac)

Matchday 2 (02/10/2013)

RSC Anderlecht-Olympiacos FC

Matchday 3 (23/10/2013)

RSC Anderlecht-Paris Saint-Germain FC

Matchday 4 (05/11/2013)

Paris Saint-Germain FC-RSC Anderlecht

Matchday 5 (27/11/2013)

RSC Anderlecht-SL Benfica

Matchday 6 (10/12/2013)

Olympiacos FC-RSC Anderlecht

Olympiacos FC

UEFA Champions League - Group stage

Matchday 1 (17/09/2013)

Olympiacos FC 1-4 Paris Saint-Germain FC

Goals: 0-1 Cavani 19, 1-1 Weiss 25, 1-2 Thiago Motta 68, 1-3 Thiago Motta 73, 1-4 Marquinhos 86

Olympiacos FC: Roberto, Maniatis, Paulo Machado, Mitroglou, Samaris, David Fuster (74 Saviola), Medjani, Siovas, Domínguez (60 Campbell), Weiss (84 Yatabaré), Bong

Matchday 2 (02/10/2013)

RSC Anderlecht-Olympiacos FC

Matchday 3 (23/10/2013)

SL Benfica-Olympiacos FC

Matchday 4 (05/11/2013)

Olympiacos FC-SL Benfica

Matchday 5 (27/11/2013)

Paris Saint-Germain FC-Olympiacos FC

Matchday 6 (10/12/2013)

Olympiacos FC-RSC Anderlecht

Group Standings

Group A

Pos.	Clubs	P	W	D	L	GF	GA	Pts
1	FC Shakhtar Donetsk	1	1	0	0	2	0	3
1	Manchester United FC	1	1	0	0	4	2	3
3	Bayer 04 Leverkusen	1	0	0	1	2	4	0
3	Real Sociedad de Fútbol	1	0	0	1	0	2	0

02/10/2013	Bayer 04 Leverkusen	Real Sociedad de Fútbol	Leverkusen
02/10/2013	FC Shakhtar Donetsk	Manchester United FC	Donetsk

Group B

Pos.	Clubs	P	W	D	L	GF	GA	Pts
1	Real Madrid CF	1	1	0	0	6	1	3
2	FC København	1	0	1	0	1	1	1
2	Juventus	1	0	1	0	1	1	1
4	Galatasaray AŞ	1	0	0	1	1	6	0

02/10/2013	Juventus	Galatasaray AŞ	Turin
02/10/2013	Real Madrid CF	FC København	Madrid

Group C

Pos.	Clubs	P	W	D	L	GF	GA	Pts
1	Paris Saint-Germain FC	1	1	0	0	4	1	3
1	SL Benfica	1	1	0	0	2	0	3
3	Olympiacos FC	1	0	0	1	1	4	0
3	RSC Anderlecht	1	0	0	1	0	2	0

02/10/2013	Paris Saint-Germain FC	SL Benfica	Paris
02/10/2013	RSC Anderlecht	Olympiacos FC	Brussels

Group D

Pos.	Clubs	P	W	D	L	GF	GA	Pts
1	FC Bayern München	1	1	0	0	3	0	3
1	Manchester City FC	1	1	0	0	3	0	3
3	FC Viktoria Plzeň	1	0	0	1	0	3	0
3	PFC CSKA Moskva	1	0	0	1	0	3	0

02/10/2013	Manchester City FC	FC Bayern München	Manchester
02/10/2013	PFC CSKA Moskva	FC Viktoria Plzeň	St Petersburg

Group E

Pos.	Clubs	P	W	D	L	GF	GA	Pts
1	FC Basel 1893	1	1	0	0	2	1	3
1	FC Schalke 04	1	1	0	0	3	0	3
3	Chelsea FC	1	0	0	1	1	2	0
3	FC Steaua București	1	0	0	1	0	3	0

Group E

01/10/2013	FC Basel 1893	FC Schalke 04	Basel
01/10/2013	FC Steaua București	Chelsea FC	Bucharest

Group F

Pos.	Clubs	P	W	D	L	GF	GA	Pts
1	Arsenal FC	1	1	0	0	2	1	3
1	SSC Napoli	1	1	0	0	2	1	3
3	Borussia Dortmund	1	0	0	1	1	2	0
3	Olympique de Marseille	1	0	0	1	1	2	0

01/10/2013	Arsenal FC	SSC Napoli	London
01/10/2013	Borussia Dortmund	Olympique de Marseille	Dortmund

Group G

Pos.	Clubs	P	W	D	L	GF	GA	Pts
1	Club Atlético de Madrid	1	1	0	0	3	1	3
1	FC Porto	1	1	0	0	1	0	3
3	FC Zenit	1	0	0	1	1	3	0
3	FK Austria Wien	1	0	0	1	0	1	0

01/10/2013	FC Porto	Club Atlético de Madrid	Porto
01/10/2013	FC Zenit	FK Austria Wien	St Petersburg

Group H

Pos.	Clubs	P	W	D	L	GF	GA	Pts
1	AC Milan	1	1	0	0	2	0	3
1	FC Barcelona	1	1	0	0	4	0	3
3	AFC Ajax	1	0	0	1	0	4	0
3	Celtic FC	1	0	0	1	0	2	0

01/10/2013	Celtic FC	FC Barcelona	Glasgow
01/10/2013	AFC Ajax	AC Milan	Amsterdam

Competition facts

UEFA Champions League: Did you know?

- Last season Chelsea FC became the first defending champions to fail to get through a group stage since the UEFA Champions League began. (This record, like the others, includes the seasons between 1999/2000 and 2002/03 that featured a second group stage). In 1992/93, FC Barcelona were the reigning European Champion Clubs' Cup holders and lost 4-3 on aggregate in the second round to PFC CSKA Moskva.
- No team has successfully defended the UEFA Champions League trophy with AC Milan (1989, 1990) the last club to win consecutive European Cups. Milan (1994, 1995), AFC Ajax (1995, 1996), Juventus (1996, 1997) and Manchester United FC (2008, 2009) have all returned to the UEFA Champions League final as holders only to lose.
- S.S. Lazio goalkeeper Marco Ballotta is the oldest player to compete in the UEFA Champions League having featured against Real Madrid CF on matchday six in 2007/08 aged 43 years and 252 days. Alessandro Costacurta is the oldest outfield player; the Milan defender was 40 years and 211 days when he played against AEK Athens FC in 2006/07.
- Ryan Giggs is the oldest player to score in the competition, aged 37 years and 289 days, in Manchester United's 1-1 draw at SL Benfica on 14 September 2011.
- Celestine Babayaro is the youngest player to have appeared; he was 16 years and 87 days when he started for RSC Anderlecht against FC Steaua Bucureşti on 23 November 1994. He was sent off in the 37th minute.
- Peter Ofori-Quaye is the youngest player to have scored in the UEFA Champions League, aged 17 years and 195 days. He found the net in Olympiacos FC's 5-1 defeat at Rosenborg BK on 1 October 1997.
- Lionel Messi became the first player to score five goals in a match in Barcelona's 7-1 win against Bayer 04 Leverkusen on 7 March 2012. Eight players, including Messi, have scored four times in a game, most recently Mario Gomez for FC Bayern München on matchday eight in 2011/12.
- Barcelona have finished as group winners on 14 occasions, one more than Manchester United.
- Barcelona hold the record for successive wins in the UEFA Champions League proper with nine, between 18 September 2002 and 18 February 2003. RSC Anderlecht's 12 straight defeats (10 December 2003 to 23 November 2005) is also a competition record.
- Five teams have recorded six successive victories in a UEFA Champions League group stage: Milan (1992/93), Paris Saint-Germain FC (1994/95), FC Spartak Moskva (1995/96), Barcelona (2002/03, first group stage) and Real Madrid (2011/12).
- Fifteen teams have gone through a UEFA Champions League group stage without picking up a single point, most recently Villarreal CF, FC Oţelul Galaţi and GNK Dinamo Zagreb in 2011/12.
- Barcelona scored 20 goals in the 2011/12 group stage, equalling Manchester United's competition record from 1998/99. Barcelona scored 19 times in the 1999/2000 first group stage, a tally matched by Real Madrid last season.
- Only RC Deportivo La Coruña (2004/05) and Maccabi Haifa FC (2009/10) have failed to score in a group stage.
- Dinamo Zagreb conceded 22 goals in the 2011/12 group stage, a new record that was equalled by FC Nordsjælland last season. The previous highest total was 19, shared by MŠK Žilina (2010/11), Debreceni VSC (2009/10), FC Dynamo Kyiv (2007/08) and Ferencvárosi TC (1995/96).
- No team has ever gone through a UEFA Champions League group stage without conceding a goal. Milan (1992/93), Ajax (1995/96), Juventus (1996/97 and 2004/05), Chelsea (2005/06), Liverpool FC (2005/06), Villarreal (2005/06) and Manchester United (2010/11) all let in just one.
- Before their 3-1 win against Sporting Clube de Portugal on matchday six of the 2006/07 campaign, Spartak Moskva went 22 games without a victory in the competition.
- The lowest total for a team qualifying from the group stage is seven points. The first to do it since three points for a win was introduced in 1995/96 were Legia Warszawa that same season before Dynamo Kyiv managed it in 1999/2000 and Liverpool in 2001/02. FC Lokomotiv Moskva and eventual finalists Juventus both progressed with seven points in 2002/03, as did Rangers FC and SV Werder Bremen in 2005/06.
- Only two teams have ever won the UEFA Champions League on home soil: Borussia Dortmund (1997, final in Munich) and Juventus (1996, final in Rome), while Manchester United lost the 2011 final in London and 12 months later Bayern were beaten in the showpiece in their own stadium, the Fußball Arena München.

Team facts

RSC Anderlecht

Formed: 1908

Nicknames: Paars-wit (Purple and Whites, Dutch), Les Mauves et Blancs (Purple and Whites, French)

UEFA club competition honours (runners-up in brackets)

- UEFA Cup Winners' Cup (2): 1976, (1977), 1978, (1990)
- UEFA Cup (1): 1983, (1984)
- UEFA Super Cup (2): 1976, 1978

Domestic honours (most recent triumph in brackets)

League title: 32 (2013)

Belgian Cup: 9 (2008)

Ten-year European record (UEFA Champions League unless indicated otherwise)

2012/13: group stage

2011/12: UEFA Europa League round of 32

2010/11: UEFA Europa League round of 32 (having transferred from UEFA Champions League play-offs)

2009/10: UEFA Europa League round of 16 (having transferred from UEFA Champions League play-offs)

2008/09: second qualifying round

2007/08: UEFA Cup round of 16 (having transferred from UEFA Champions League third qualifying round)

2006/07: group stage

2005/06: group stage

2004/05: group stage

2003/04: group stage

Records

UEFA club competition

- Biggest home win

9-0: Anderlecht v Derry City FC

23/11/65, European Champion Clubs' Cup first round first leg

- Biggest away win

1-10: FC Haka v Anderlecht

14/09/66, European Champion Clubs' Cup first round first leg

- Heaviest home defeat

0-5: Anderlecht v FC Bayern München

06/03/08, UEFA Cup round of 16 first leg

- Heaviest away defeat

10-0: Manchester United FC v Anderlecht

26/09/56, European Champion Clubs' Cup preliminary round second leg

UEFA Champions League (group stage to final only)

- Biggest home win

4-2: Anderlecht v FC Dynamo Kyiv

18/10/00, first group stage

2-0: Anderlecht v Real Madrid CF

14/03/01, second group stage

- Biggest away win

2-3: PSV Eindhoven v Anderlecht

08/11/00, first group stage

0-1: Real Betis Balompié v Anderlecht

06/12/05, group stage

- Heaviest home defeat

1-5: Anderlecht v FC Lokomotiv Moskva

24/10/01, first group stage

- Heaviest away defeat

5-1 twice, most recently v SV Werder Bremen

02/11/04, group stage

4-0: FC Dynamo Kyiv v Anderlecht

26/09/2000, first group stage

Olympiacos FC

Formed: 1925

Nickname: Erythrolefki (Red and Whites), Thrylos (Legend)

UEFA club competition honours (runners-up in brackets)

- None

Domestic honours (most recent triumph in brackets)

League title: 40 (2013)

Greek Cup: 26 (2013)

Ten-year European record (UEFA Champions League unless indicated otherwise)

2012/13: UEFA Europa League round of 32 (having transferred from UEFA Champions League group stage)

2011/12: UEFA Europa League round of 16 (having transferred from UEFA Champions League group stage)

2010/11: UEFA Europa League third qualifying round

2009/10: round of 16

2008/09: UEFA Cup round of 32 (having transferred from UEFA Champions League third qualifying round)

2007/08: round of 16

2006/07: group stage

2005/06: group stage

2004/05: UEFA Cup round of 16 (having transferred from UEFA Champions League group stage)

2003/04: group stage

Records

UEFA club competition

- Biggest home win

6-1: Olympiacos v KS Besa

22/07/10, UEFA Europa League second qualifying round second leg

5-0 twice, most recently v FC Nordsjælland

02/10/08, UEFA Cup first round second leg

- Biggest away win

0-5: KS Besa v Olympiacos

15/07/10, UEFA Europa League second qualifying round first leg

- Heaviest home defeat

0-4: Olympiacos v Hamburger SV

03/11/82, European Champion Clubs' Cup second round second leg

- Heaviest away defeat

7-0: Juventus v Olympiacos

10/12/03, UEFA Champions League group stage

UEFA Champions League (group stage to final only)

- Biggest home win

6-2: Olympiacos v Bayer 04 Leverkusen

19/09/02, first group stage

- Biggest away win

1-3: SV Werder Bremen v Olympiacos

03/10/07, group stage

- Heaviest home defeat

1-4: Olympiacos v Olympique Lyonnais

01/11/05, group stage

- Heaviest away defeat

7-0: Juventus v Olympiacos (see above for details)

Legend

ALL-TIME STATISTICS

The all-time record of the competing clubs in UEFA club competition.

UEFA club competition: These are the official statistics considered valid for communicating official records in UEFA club competition defined as European Champion Clubs' Cup, UEFA Champions League, UEFA Europa League, UEFA Cup Winner's Cup UEFA Super Cup, UEFA Intertoto Cup and European/South American Cup. Matches in the Inter-Cities Fairs Cup and the 1972 Super Cup are not included as they were not held under UEFA auspices, while the FIFA Club World Cup is excluded.

Match officials

UCL: Total matches officiated in the UEFA Champions League from 1992/93 season, group stage to final only. Matches where the official has acted as the fourth official are not included in these statistics. These are the official statistics considered valid for communicating official records.

UEFA: Total matches officiated in UEFA club competition including all qualifying round matches. Matches where the official has acted as the fourth official are not included in these statistics. These are the official statistics considered valid for communicating official records.

Competitions

Club competitions

UCL: UEFA Champions League
ECCC: European Champion Clubs' Cup
UEL: UEFA Europa League
UCUP: UEFA Cup
UCWC: UEFA Cup Winners' Cup
SCUP: UEFA Super Cup
UIC: UEFA Intertoto Cup
ICF: Inter-Cities Fairs Cup

National team competitions

EURO: UEFA European Football Championship
WC: FIFA World Cup
CONFCUP: FIFA Confederations Cup
FRIE: Friendly internationals
U21FRIE: Under-21 friendly internationals
U21: UEFA European Under-21 Championship
U17: UEFA Under-17 Championship
U16: UEFA European Under-16 Championship
U19: UEFA Under-19 Championship
U18: UEFA European Under-18 Championship
WWC: FIFA Women's World Cup
WEURO: UEFA European Women's Championship

Competition stages

F: Final	GS: Group stage
GS1: First group stage	GS2: Second group stage
3QR: Third qualifying round	R1: First round
R2: Second round	R3: Third round
R4: Fourth round	PR: Preliminary round
SF: Semi-finals	QF: Quarter-finals
R16: round of 16	QR: Qualifying round
R32: Round of 32	1QR: First qualifying round
1st: first leg	2QR: Second qualifying round
2nd: second leg	FT: Final tournament
PO: Play-off	ELITE: Elite round
Rep: Replay	3rdPO: Third-place play-off
PO - FT: Play-off for Final Tournament	GS-FT: Group stage – final tournament

Other abbreviations

(aet): After extra time	pens: Penalties
No.: Number	og: Own goal
ag: Match decided on away goals	P: Penalty
Pld: Matches played	agg: Aggregate
Pos.: Position	AP: Appearances
Pts: Points	Comp.: Competition
R: Sent off (straight red card)	D: Drawn
Res.: Result	DoB: Date of birth
sg: Match decided by silver goal	ET: Extra Time
GF: Goals for	GA: Goals against
gg: Match decided by golden goal	t: Match decided by toss of a coin
Y/R: Sent off (two yellow cards)	W: Won
	Y: Booked
	L: Lost
	Nat.: Nationality
	N/A: Not applicable

Statistics

-: Denotes player substituted
*****: Denotes player sent off

+: Denotes player introduced
+/-: Denotes player introduced and substituted

Squad list

D: Disciplinary

*****: Misses next match if booked

S: Suspended

UCLQ: Current season total UEFA Champions League appearances in the qualifying rounds and play-offs only

UCL: Current season total UEFA Champions League appearances from group stage onwards prior to current matchday

UCL: Total appearances in the UEFA Champions League from 1992/93 season, group stage to final only

UEFA: All-time total appearances in UEFA club competition including qualifying

Disclaimer: Although UEFA has taken all reasonable care that the information contained within this document is accurate at the time of publication, no representation or guarantee (including liability towards third parties), expressed or implied, is made as to its accuracy, reliability or completeness. Therefore, UEFA assumes no liability for the use or interpretation of information contained herein. More information can be found in the competition regulations available on UEFA.com.

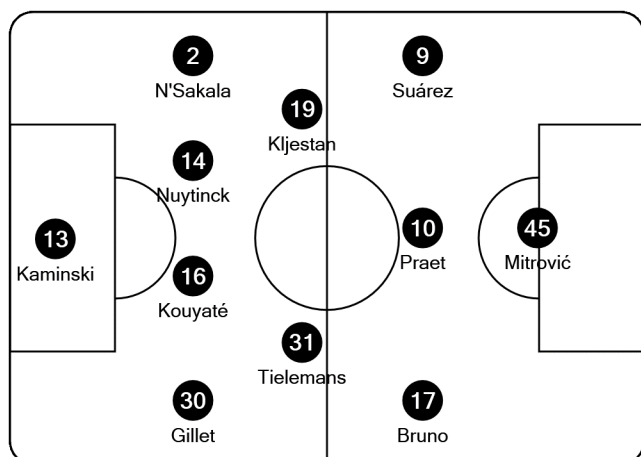
Tactical lineups

Matchday 2 - Wednesday 2 October 2013

Group C - Constant Vanden Stock Stadium - Brussels

RSC Anderlecht

- 13 Thomas Kaminski (GK)
- 2 Fabrice N'Sakala
- 9 Matías Suárez
- 10 Dennis Praet
- 14 Bram Nuytinck
- 16 Cheikhou Kouyaté
- 17 Massimo Bruno
- 19 Sacha Kljestan
- © 30 Guillaume Gillet
- 31 Youri Tielemans
- 45 Aleksandar Mitrović



- 33 Davy Roef (GK)
- 3 Olivier Deschacht
- 6 Demy de Zeeuw
- 8 Luka Milivojević
- 15 Cyriac
- 18 Frank Acheampong
- 22 Chancel Mbemba

Coach:

John Van den Brom

Referee:

Tom Harald Hagen (NOR)

Fourth official:

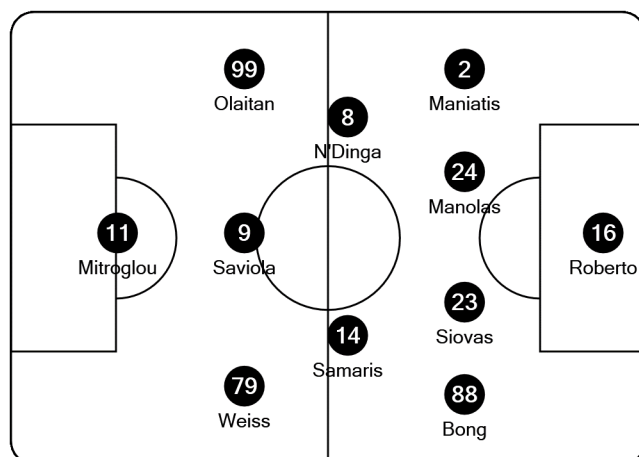
Dag-Roger Nebben (NOR)

UEFA delegate:

Trefor Lloyd Hughes (WAL)

Olympiacos FC

- 16 Roberto (GK)
- © 2 Giannis Maniatis
- 8 Delvin N'Dinga
- 9 Javier Saviola
- 11 Kostas Mitroglou
- 14 Andreas Samaris
- 23 Dimitris Siovas
- 24 Kostas Manolas
- 79 Vladimír Weiss
- 88 Gaëtan Bong
- 99 Michael Olaitan



- 42 Balázs Megyeri (GK)
- 19 David Fuster
- 20 José Holebas
- 21 Avraam Papadopoulos
- 22 Carl Medjani
- 35 Alejandro Domínguez
- 60 Sambou Yatabaré

Coach:

Michel

Assistant referees:

Kim Thomas Haglund (NOR)

Frank Andås (NOR)

Additional assistant referees:

Dag Vidar Hafsås (NOR)

Tore Hansen (NOR)

© Captain

(GK) Goalkeeper

(*) Misses next match if booked

Weather Conditions: Clear Night / Temperature: 9°C / Humidity: 45%

20:28:43CET
02 Oct 2013

Half-time report

Matchday 2 - Wednesday 2 October 2013

Group C - Constant Vanden Stock Stadium - Brussels

RSC Anderlecht

Olympiacos FC

0

20.45CET



1

- 13 Thomas Kaminski (GK)
2 Fabrice N'Sakala
9 Matías Suárez
10 Dennis Praet
14 Bram Nuytinck
16 Cheikhou Kouyaté
17 Massimo Bruno
19 Sacha Kljestan
© 30 Guillaume Gillet
31 Youri Tielemans
45 Aleksandar Mitrović
33 Davy Roef (GK)
3 Olivier Deschacht
6 Demy de Zeeuw
8 Luka Milivojević
15 Cyriac
18 Frank Acheampong
22 Chancel Mbemba

Coach:
John Van den Brom

Attempts total	9
Attempts on target	3
Saves	0
Corners	4
Offsides	1
Fouls Committed	8
Fouls Suffered	12
Free kicks to goal	1
Possession	54%
Ball in play	13'00"
Total ball in play	24'07"

Referee:

Tom Harald Hagen (NOR)

Assistant referees:

Kim Thomas Haglund (NOR)

Frank Andås (NOR)

Additional assistant referees:

Dag Vidar Hafsås (NOR)

Tore Hansen (NOR)

45 Aleksandar Mitrović (P) 25'

2 Fabrice N'Sakala (Y) 45'

45'

1'04"

17' 11 Kostas Mitroglou

24' (Y) 14 Andreas Samaris

28' (Y) 2 Giannis Maniatis

36' (Y) 24 Kostas Manolas

- 16 Roberto (GK)
© 2 Giannis Maniatis
8 Delvin N'Dinga
9 Javier Saviola
11 Kostas Mitroglou
14 Andreas Samaris
23 Dimitris Siovas
24 Kostas Manolas
79 Vladimir Weiss
88 Gaëtan Bong
99 Michael Olaitan
42 Balázs Megyeri (GK)
19 David Fuster
20 José Holebas
21 Avraam Papadopoulos
22 Carl Medjani
35 Alejandro Domínguez
60 Sambou Yatabaré

Coach:
Michel

Attempts total	3
Attempts on target	1
Saves	3
Corners	1
Offsides	3
Fouls Committed	12
Fouls Suffered	8
Free kicks to goal	0
Possession	46%
Ball in play	11'07"
Total ball in play	24'07"

Fourth official:

Dag-Roger Nebben (NOR)

UEFA delegate:

Trefor Lloyd Hughes (WAL)

Full-time report

Matchday 2 - Wednesday 2 October 2013

Group C - Constant Vanden Stock Stadium - Brussels

RSC Anderlecht

Olympiacos FC

0
(0)

half time

20.45CET



3
(1)

half time

- 13 Thomas Kaminski (GK)
2 Fabrice N'Sakala
9 Matías Suárez
10 Dennis Praet
14 Bram Nuytinck
16 Cheikhou Kouyaté
17 Massimo Bruno
19 Sacha Kljestan
30 Guillaume Gillet
31 Youri Tielemans
45 Aleksandar Mitrović
- 33 Davy Roef (GK)
3 Olivier Deschacht
6 Demy de Zeeuw
8 Luka Milivojević
15 Cyriac
18 Frank Acheampong
22 Chancel Mbemba

Coach:
John Van den Brom

	Half	Full
Attempts total	9	18
Attempts on target	3	7
Saves	0	1
Corners	4	8
Offsides	1	3
Fouls Committed	8	13
Fouls Suffered	12	22
Free kicks to goal	1	3
Possession	54%	55%
Ball in play	13'00"	27'52"
Total ball in play	24'07"	50'53"

Referee:

Tom Harald Hagen (NOR)

Assistant referees:

Kim Thomas Haglund (NOR)

Frank Andås (NOR)

Additional assistant referees:

Dag Vidar Hafsås (NOR)

Tore Hansen (NOR)

- 45 Aleksandar Mitrović (P) 25'
2 Fabrice N'Sakala (Y) 45'
17 Massimo Bruno (Y) 51'
11 Kostas Mitroglou 17'
14 Andreas Samaris 24'
2 Giannis Maniatis 28'
24 Kostas Manolas 36'
- 45'
1'04"

- 11 Kostas Mitroglou 56'
19 David Fuster 57'
35 Alejandro Domínguez 66'
9 Javier Saviola 66'
11 Kostas Mitroglou 72'
20 José Holebas 77'
35 Alejandro Domínguez 77'
- 18 Frank Acheampong (in) 74'
10 Dennis Praet (out) 74'
- 90'
3'06"

- 16 Roberto (GK)
2 Giannis Maniatis
8 Delvin N'Dinga
9 Javier Saviola
11 Kostas Mitroglou
14 Andreas Samaris
23 Dimitris Siovas
24 Kostas Manolas
79 Vladimír Weiss
88 Gaëtan Bong
99 Michael Olaitan
- 42 Balázs Megyeri (GK)
19 David Fuster
20 José Holebas
21 Avraam Papadopoulos
22 Carl Medjani
35 Alejandro Domínguez
60 Sambou Yatabaré

Coach:
Michel

	Half	Full
Attempts total	3	8
Attempts on target	1	5
Saves	3	5
Corners	1	1
Offsides	3	8
Fouls Committed	12	22
Fouls Suffered	8	13
Free kicks to goal	0	0
Possession	46%	45%
Ball in play	11'07"	23'01"
Total ball in play	24'07"	50'53"

Fourth official:

Dag-Roger Nebben (NOR)

UEFA delegate:

Trefor Lloyd Hughes (WAL)

Attendance: 15.918

Goal (Y) Booked (R) Sent off (S) Substitution (P) Penalty (O) Own goal (C) Captain (GK) Goalkeeper (*) Misses next match if booked

23:09:27CET
02 Oct 2013

Player Summary Statistics

Matchday 2 - Wednesday 2 October 2013

Group C - Constant Vanden Stock Stadium - Brussels

RSC Anderlecht

0 - 3

Olympiacos FC



		M	G	T	P	B	W	FC	FS	O	Y	R
Thomas Kaminski	13	94'10"										
Fabrice N'Sakala	2	94'10"						2	2		1	
Matias Suárez	9	94'10"		1			4	2	5	2		
Dennis Praet	10	74'56"					3	2	2			
Bram Nuytinck	14	94'10"					1					
Cheikhou Kouyaté	16	94'10"						1	1			
Massimo Bruno	17	94'10"		1			2	1	3		1	
Sacha Kljestan	19	94'10"		1					3			
Guillaume Gillet	30	94'10"						2				
Youri Tielemans	31	94'10"		2			1	3	1			
Aleksandar Mitrović	45	94'10"		2					5	1		
Davy Roef	33											
Olivier Deschacht	3											
Demy de Zeeuw	6											
Luka Milivojević	8											
Cyriac	15											
Frank Acheampong	18	19'14"										
Chancel Mbemba	22											



	M	G	T	P	B	W	FC	FS	O	Y	R
94'10"											
94'10"							1	2		1	
94'10"							2	1			
66'12"							1				
94'10"	3	3				2	2		3		
94'10"						1	4	1		1	
94'10"							3		1		
94'10"							4			1	
94'10"			2					5	2		
94'10"							4	1			
57'13"								1	1		
36'57"							1	1			
16'04"								1	1		
11'54"											

- 16 Roberto
2 Giannis Maniatis
8 Delvin N'Dinga
9 Javier Saviola
11 Kostas Mitroglou
14 Andreas Samaris
23 Dimitris Siovas
24 Kostas Manolas
79 Vladimir Weiss
88 Gaëtan Bong
99 Michael Olaitan
42 Balázs Megyeri
19 David Fuster
20 José Holebas
21 Avraam Papadopoulos
22 Carl Medjani
35 Alejandro Domínguez
60 Sambou Yatabaré

M Minutes played
B Attempts hitting bar
O Offsides

G Goals scored
W Other attempts off target
Y Yellow cards

T Attempts on target
FC Fouls committed
R Red cards

P Attempts hitting post
FS Fouls suffered

23:09:35CET
02 Oct 2013

Team statistics: Full time


Matchday 2 - Wednesday 2 October 2013


Group C - Constant Vanden Stock Stadium - Brussels


RSC Anderlecht

0 — 3

Olympiacos FC

17'  Kostas Mitroglou

56'  Kostas Mitroglou

72'  Kostas Mitroglou

	First half		Second half		Total		Season average			Season high		
	Anderlecht	Olympiacos	Anderlecht	Olympiacos	Anderlecht	Olympiacos	Anderlecht	Olympiacos	All	Anderlecht	Olympiacos	All
Scoring situations												
Goals scored	0	1	0	2	0	3	0	2	1.52	0	3	6
open play	0	1	0	2	0	3	0	2	1.27	0	3	6
penalty	0	0	0	0	0	0	0	0	0.06	0	0	1
direct from free-kick	0	0	0	0	0	0	0	0	0.13	0	0	2
Total attempts	9	3	9	5	18	8	12.5	10	12.58	18	12	27
on target	3	1	4	4	7	5	6	5	7.31	7	5	15
off target	6	2	5	1	11	3	6.5	5	5.27	11	7	14
Assists	0	1	0	2	0	3	0	2	1.24	0	3	6
Corners	4	1	4	0	8	1	7.5	3	4.92	8	5	16
Offsides	1	3	2	5	3	8	4	6	2.44	5	8	8
Saves	0	3	1	2	1	5	2	5	3.21	3	5	9
Time & distance												
Total time played (minutes)	46'04"		48'06"		94'10"							
Ball possession	54%	46%	56%	44%	54%	46%						
Distance covered (metres)	54076	55029	54402	57044	108478	112073	110536	108361	113843	112593	112073	126344
Discipline												
Yellow cards	1	3	1	0	2	3	3.5	2	1.72	5	3	5
Red cards	0	0	0	0	0	0	0	0	0.06	0	0	1
Fouls committed	8	12	5	10	13	22	13.5	18	13.61	14	22	22
Passing & solo runs												
Passes attempted	240	187	293	202	533	389	528.5	416.5	553.71	533	444	930
Long	34	39	25	29	59	68	78.5	66.5	81.36	98	68	123
Medium	152	106	188	125	340	231	327.5	239.5	343.21	340	248	658
Short	54	42	80	48	134	90	122.5	110.5	129.14	134	131	252
Passes completed	175	121	205	118	380	239	375	284	419.78	380	329	828
Long	21	17	10	11	31	28	44	31	50.05	57	34	90
Medium	115	76	149	79	264	155	250.5	172.5	275.6	264	190	608
Short	39	28	46	28	85	56	80.5	80.5	94.14	85	105	221
Passes completion rate	73%	65%	70%	58%	71%	61%	71%	68%	76%	71%	74%	89%
Long	62%	44%	40%	38%	52%	41%	56%	47%	62%	58%	50%	73%
Medium	76%	72%	79%	63%	78%	67%	76%	72%	80%	78%	77%	92%
Short	72%	67%	58%	58%	63%	62%	66%	73%	73%	63%	80%	88%
Delivery/solo runs	29	14	52	18	81	32	66.5	39.5	70.35	81	47	157
into the attacking third	18	7	38	8	56	15	45.5	22.5	47.66	56	30	103
into the key area	9	4	16	8	25	12	22	18	29.71	25	24	80
into the penalty area	7	3	10	5	17	8	15.5	9	13.27	17	10	39

Passing distribution

Matchday 2 - Wednesday 2 October 2013


Group C - Constant Vanden Stock Stadium - Brussels

RSC Anderlecht

0 - 3

Olympiacos FC





From	TP	To											Long		Medium		Short		Total				
		13	2	9	10	14	16	17	19	30	31	45	18	PC	PA	PC	PA	PC	PA	PC	PA	%	
Thomas Kaminski	13	94'10"		1	2	-	7	3	1	-	2	-	-	-	6	8	9	9	1	1	16	18	89%
Fabrice N'Sakala	2	94'10"	-		10	5	5	4	-	6	2	3	4	-	5	7	24	35	10	15	39	57	68%
Matías Suárez	9	94'10"	-	2		4	4	1	3	7	2	1	6	2	1	3	23	27	8	13	32	43	74%
Dennis Praet	10	74'56"	-	3	4		1	2	8	1	1	2	4	-	1	5	16	24	9	13	26	42	62%
Bram Nuytinck	14	94'10"	4	19	7	1		9	-	5	2	7	2	-	4	8	46	49	6	10	56	67	84%
Cheikhou Kouyaté	16	94'10"	3	3	-	1	19		3	4	12	4	-	-	6	8	40	43	3	5	49	56	88%
Massimo Bruno	17	94'10"	1	-	3	2	-	3		1	3	1	3	1	0	1	12	26	6	15	18	42	43%
Sacha Kljestan	19	94'10"	-	4	10	4	5	2	5		3	6	1	-	0	0	25	33	15	18	40	51	78%
Guillaume Gillet	30	94'10"	1	-	2	4	5	8	12	7		6	7	-	4	6	36	43	12	16	52	65	80%
Youri Tielemans	31	94'10"	-	2	3	7	6	3	4	5	4		1	-	3	9	22	27	10	16	35	52	67%
Aleksandar Mitrović	45	94'10"	-	1	2	5	-	-	1	1	-	-		1	1	4	6	17	4	9	11	30	37%
Frank Acheampong	18	19'14"	-	1	2	-	-	1	-	2	-	-	-		0	0	5	7	1	3	6	10	60%
Total passes received:			9	36	45	33	52	36	37	39	31	30	28	4	31	59	264	340	85	134	380	533	71%



From	TP	To															Long		Medium		Short		Total		
																	PC	PA	PC	PA	PC	PA	PC	PA	%
		16	2	8	9	11	14	23	24	79	88	99	19	20	35										
Roberto	16	94'10"	-	2	2	3	-	6	4	2	4	2	2	2	-	14	32	12	14	3	3	29	49	59%	
Giannis Maniatis	2	94'10"	3	-	1	2	2	1	2	-	2	1	4	-	-	2	5	15	19	1	7	18	31	58%	
Delvin N'Dinga	8	94'10"	1	-	-	2	6	2	5	1	2	2	1	3	-	0	3	15	22	11	14	26	39	67%	
Javier Saviola	9	66'12"	-	-	-	-	3	1	-	-	6	3	1	-	-	0	1	13	21	1	2	14	24	58%	
Kostas Mitroglou	11	94'10"	-	-	2	4	-	1	-	1	5	-	1	1	1	2	2	10	19	4	7	16	28	57%	
Andreas Samaris	14	94'10"	1	5	3	3	3	-	1	3	1	1	1	1	2	2	2	15	20	8	12	25	34	74%	
Dimitris Siovas	23	94'10"	7	-	-	1	2	2	-	2	2	5	-	-	2	2	10	20	25	2	3	24	38	63%	
Kostas Manolas	24	94'10"	1	2	1	-	-	4	4	-	-	2	1	-	-	0	0	13	19	2	3	15	22	68%	
Vladimir Weiss	79	94'10"	-	1	3	6	1	3	1	-	-	3	-	1	-	3	6	10	20	7	11	20	37	54%	
Gaëtan Bong	88	94'10"	-	2	4	1	5	2	2	-	8	-	-	-	3	3	6	17	26	7	11	27	43	63%	
Michael Olaitan	99	57'13"	-	-	1	2	-	3	-	-	2	-	-	-	-	0	0	3	6	5	9	8	15	53%	
David Fuster	19	36'57"	-	-	2	-	2	1	-	-	2	-	-	-	1	0	0	7	10	2	4	9	14	64%	
José Holebas	20	16'04"	1	-	1	-	1	1	-	-	-	1	-	-	-	0	1	3	7	2	3	5	11	45%	
Alejandro Domínguez	35	11'54"	-	-	-	-	-	1	-	-	1	-	-	1	-	0	0	2	3	1	1	3	4	75%	
Total passes received:			14	10	20	23	28	22	21	11	33	22	11	9	11	4	28	68	155	231	56	90	239	389	61%

TP: Time played

PA: Passes attempted

PC: Passes completed

%: Passing success percentage

01:53:24CET
03 Oct 2013

Tactical lineups: Full time

Matchday 2 - Wednesday 2 October 2013

Group C - Constant Vanden Stock Stadium - Brussels

RSC Anderlecht

0 - 3

Olympiacos FC

74' (In) 18 Acheampong / (Out) 10 Praet

57' (In) 19 David Fuster / (Out) 99 Olaitan

66' (In) 35 Domínguez / (Out) 9 Saviola

77' (In) 20 Holebas / (Out) 35 Domínguez

Total time played: 94'10"

55% - 27'52"

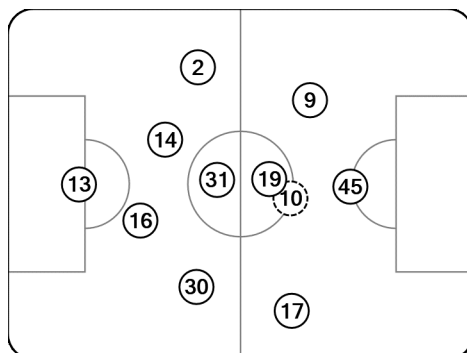
Ball possession

45% - 23'01"

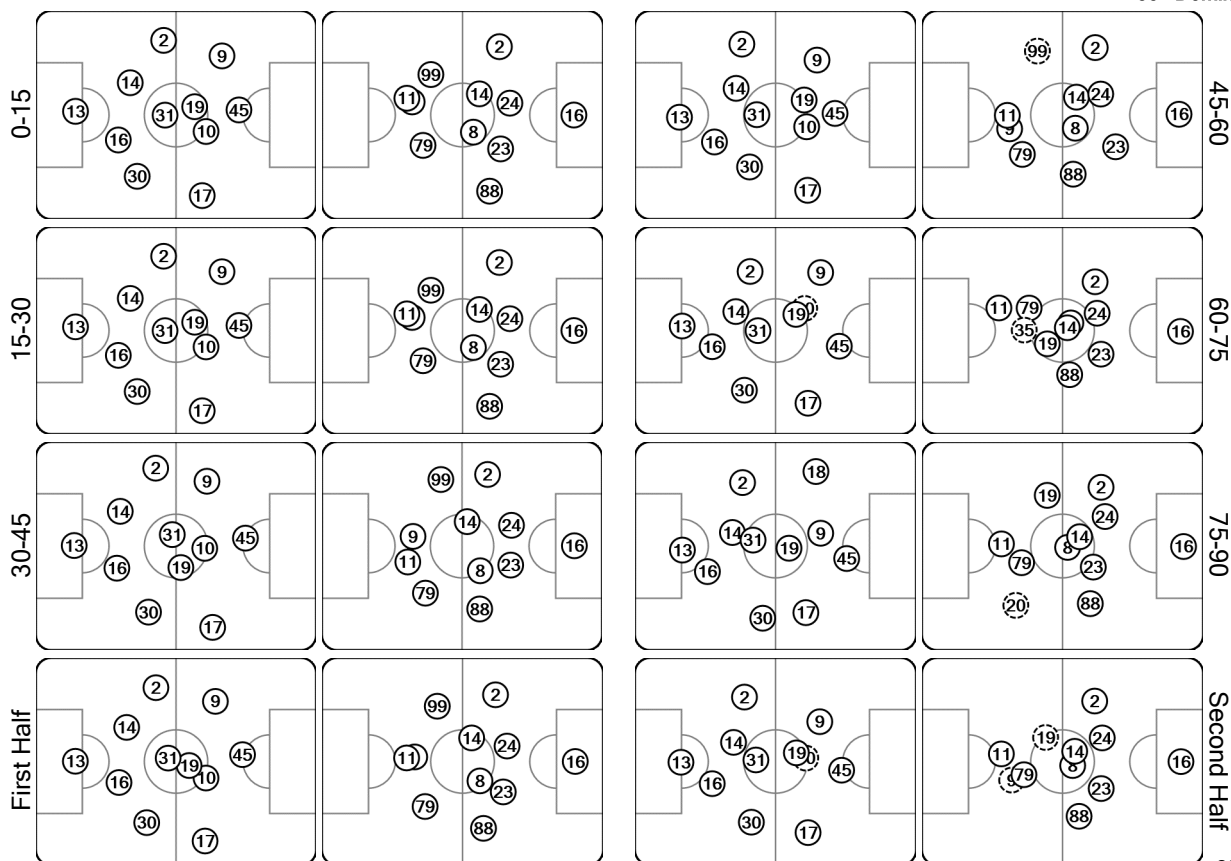
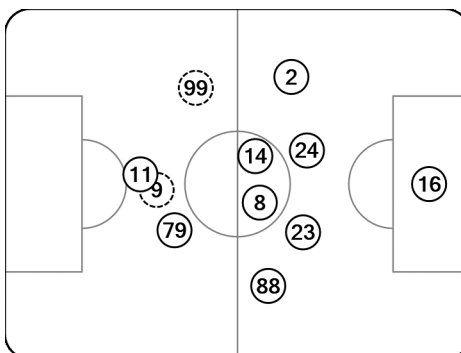
Actual formation

Direction of play --> <-- Direction of play

Kaminski 13
N'Sakala 2
Suárez 9
Praet 10
Nuytinck 14
Kouyaté 16
Bruno 17
Kljestan 19
Gillet 30
Tielemans 31
Mitrović 45
Acheampong 18



16 Roberto
2 Maniatis
8 N'Dinga
9 Saviola
11 Mitroglou
14 Samaris
23 Siovas
24 Manolas
79 Weiss
88 Bong
99 Olaitan
19 David Fuster
20 Holebas
35 Domínguez



did not play the entire match

substitution

sent off

23:09:51CET
02 Oct 2013