

UEFA CHAMPIONS LEAGUE - 2013/14 SEASON MATCH PRESS KITS



Club Atlético de Madrid

Estadio Vicente Calderón - Madrid

Wednesday 6 November 2013

20.45CET (20.45 local time)

Group G - Matchday 4



FK Austria Wien

Last updated 12/09/2014 13:23CET

UEFA CHAMPIONS LEAGUE OFFICIAL SPONSORS



Previous meetings	2
Match background	3
Match facts	4
Squad list	5
Head coach	6
Match officials	7
Fixtures and results	8
Match-by-match lineups	9
Group Standings	10
Competition facts	11
Team facts	13
Legend	15

Previous meetings

Exception in
[/mediaservices/presskits/uefachampionsleague/season=2014/round=2000479/day=4/session=2/match=2011812/cha

Slot []

ExceptionInfo [Error executing child request for /code/PressKits/prevMeetings.aspx.]

Inner Exception [Exception of type 'System.Web.HttpUnhandledException' was thrown.]

Match background

Group G leaders Club Atlético de Madrid are looking to make it four wins in a row when they host FK Austria Wien on matchday four.

- Atlético would confirm their qualification for the knockout rounds for the first time since 2008/09 with another victory and would also set a club record for consecutive wins in Europe's elite club competition. Prior to this season their best sequence was three straight victories, posted in their inaugural European Champion Clubs' Cup campaign in 1958/59 when they beat Dublin City FC home and away in the preliminary round and then overcame PFC CSKA Sofia 2-1 at home in the first round.
- Beaten 3-0 at home by Atlético on matchday three, Austria are still seeking their first goal and victory in the UEFA Champions League group stage.

Previous meetings

- Atlético prevailed on the one previous occasion the clubs met, in the 1970/71 European Cup first round. Luis Aragonés and José Gárate scored the goals in a 2-0 first-leg home win and although Eduard Krieger's penalty gave Austria an early lead in the Vienna return, Aragonés and Gárate both struck again to complete a 4-1 aggregate triumph.

Match background

- Atlético have won eight of nine European home games under Diego Simeone, including a 3-1 success against FC Zenit on matchday one.
- Nenad Bjelica's Austria visitors can take heart from three successive clean sheets on the road in this season's UEFA Champions League. Besides their goalless draw at Zenit on matchday two, Austria also drew 0-0 at FH Hafnarfjörður and won 2-0 at GNK Dinamo Zagreb in the qualifying rounds.
- Austria suffered 3-0 home and away losses to Athletic Club in the 2009/10 UEFA Europa League group stage. Tomáš Jun, Manuel Ortlechner and Markus Suttner – who was sent off in Bilbao – are the only survivors of that most recent trip to Spain in September 2009.
- It was in Bilbao that the Austrian side earned their only away win against Liga opposition when beating Athletic 2-1 in the 2004/05 UEFA Cup round of 32, Libor Sionko scoring both goals. They also eliminated Real Zaragoza in a run to the quarter-finals, drawing 2-2 at La Romareda to advance on away goals.
- Austria's overall record in Spain is W1 D2 L6.
- Atlético's only other home encounter with Austrian opponents came against SK Rapid Wien in the 1976/77 European Cup Winners' Cup first round when a 1-1 draw completed a 3-2 aggregate success.

Team ties

- During a six-year spell in Spanish football, Bjelica played for Albacete Balompié, Real Betis Balompié and UD Las Palmas. During that time he lined up against Atlético coach Simeone four times, winning once – a 3-2 victory with Betis in March 1997 – losing once, and drawing twice.
- Simeone scored in both of their head-to-head meetings in the 1995/96 Liga season, getting the first goal in Spanish double winners Atlético's 2-0 home success against Albacete and an 88th-minute equaliser in a 1-1 away draw.
- Bjelica's overall record against Atlético as a player reads W1 D2 L3. He had a trial with the Madrid club in 1993 but was not offered a contract.
- David Villa was in the Spain squad that won the UEFA EURO 2008 final at the Ernst-Happel-Stadion, Austria's home ground, though he was injured for that game. Villa scored twice at the stadium in Spain's 5-1 friendly win over Austria in November 2009.
- Suttner and Robin Okotie played in Austria's 2-0 friendly victory over Arda Turan's Turkey in Vienna in August 2012. The Atlético player had previously missed an added-time penalty away to an Austria side including Daniel Royer in a goalless UEFA EURO 2012 qualifier in September 2011.
- Okotie is the only survivor of the Austria Wien side that faced Arda's Galatasaray AŞ in Istanbul in a goalless group stage fixture of the 2007/08 UEFA Cup.
- Philipp Hosiner and Christian Ramsebner first came up against Toby Alderweireld in a 2-2 draw between Austria and Belgium in a UEFA European Under-17 Championship qualifier on 23 October 2005.

Match facts

Atlético

UEFA milestones and competition statistics

- Juanfran is a booking away from a suspension after picking up two yellow cards.
- Diego Costa missed matchdays one and two as he finished a four-game ban following his red card against FC Viktoria Plzeň in last season's UEFA Europa League.

General information

- Atlético have won 12 of their last 13 games in all competitions, most recently Sunday's 2-0 home defeat of Athletic Club.
- Diego Costa scored the second goal and now has 12 goals in his past ten outings in all competitions and 15 in 13 in the Liga.
- Diego Godín last week agreed a three-year contract extension, tying him to the club until 2018.
- Atlético have conceded just once in the opening 30 minutes of games this season, Jackson Martínez's 16th-minute strike for FC Porto on matchday two.
- Atlético's eight-match winning start to the Liga, their best ever opening to a domestic campaign, ended with a 1-0 loss at RCD Espanyol on 19 October. They fell one short of Real Madrid CF's league record of nine consecutive wins at the beginning of 1968/69 and it also ended Diego Simeone's side's 17-game unbeaten away run in all competitions.
- Atlético conceded the fewest goals in the Liga (31) last term with Thibaut Courtois – now in his third season on loan from Chelsea FC – winning the Zamora Trophy, awarded to the goalkeeper with the lowest goals-to-game ratio.

Austria Wien

UEFA milestones and competition statistics

- This campaign is the club's first in the group stage and they still await their first goal after hitting the woodwork against FC Porto and Club Atlético de Madrid. Five separate scorers struck Austria's five goals in qualifying: Daniel Royer, Marin Leovac, Marko Stanković, Florian Mader and Roman Kienast.
- The 0-0 draw at FC Zenit on matchday two was the first point claimed by an Austrian side in the competition since 2001, when SK Sturm Graz beat Panathinaikos FC 2-1.
- Tomáš Jun and Kienast are the only Austria players with UEFA Champions League experience before this season. Jun appeared 12 times for AC Sparta Praha in 2003/04 and 2004/05 while Kienast played four minutes for SK Rapid Wien against Juventus in 2005/06.
- Austria became the 128th club from 31 countries to participate in the group stage on matchday one.
- Nenad Bjelica serves a touchline ban after being sent to the stands on matchday three; Philipp Hosiner is a booking away from a suspension after picking up two yellow cards.

General information

- Sunday's 3-0 home defeat of SC Wiener Neustadt ended Austria's seven-game winless run in all competition, although they have lost eight of their last 13 matches in all competitions.
- Seventeen-year-old Sascha Horvath made his Austrian Bundesliga debut as a late substitute on Sunday.
- Before the weekend Bjelica's side had scored just twice in their previous six outings, two goals in 590 minutes in all.
- Austria had also lost five in a row at home, most recently going down 1-0 in the 307th derby against Rapid on 27 October.
- Alexander Grünwald has been out with knee ligament problems since 15 September while Alexander Gorgon is expected to be sidelined until the new year after undergoing knee surgery.
- Stanković has not featured since being forced off with a muscular problem after 14 minutes on matchday three.
- The Violets won the 2012/13 Austrian Bundesliga with a record points total, their tally of 82 surpassing the previous high of 81 set by Sturm Graz in 1997/98.

Squad list

Head coach

Club Atlético de Madrid: Diego Simeone

Date of birth: 28 April 1970

Nationality: Argentinian

Playing career: CA Vélez Sarsfield, AC Pisa, Sevilla FC, Club Atlético de Madrid, FC Internazionale Milano, SS Lazio, Club Atlético de Madrid, Racing Club

Coaching career: Racing Club, Club Estudiantes de la Plata, CA River Plate, CA San Lorenzo, Calcio Catania, Racing Club, Club Atlético de Madrid

- Launched career as a combative midfielder with Vélez Sarsfield and was a full Argentinian international at 18, making debut in a July 1988 friendly against Australia; went on to play in three FIFA World Cups and retired as Argentina's most-capped player (106 appearances, 11 goals). Moved to Italy in 1990 to join Pisa; two years later he left for Sevilla, where he played under Argentina's 1986 World Cup-winning coach Carlos Bilardo and – for one season – alongside Diego Maradona.
- Joined Atlético in 1994 and won the Spanish domestic double in his second season, his first major club honours to add to two Copa América titles (1991 and 1993) plus the 1992 FIFA Confederations Cup with Argentina.
- Enjoyed further success after returning to Italy, winning the UEFA Cup with Inter, plus a Serie A and Coppa Italia double in his debut campaign with Lazio (1999/2000). After four years in Rome, he returned to Madrid for a second spell with Atlético before ending his playing career in Argentina with Racing Club.
- Started coaching career with Racing Club and won Argentinian titles with Estudiantes (2006 Apertura) and River Plate (2008 Clausura); brief spells at San Lorenzo, Italian club Catania and Racing (again) preceded his appointment in December 2011 at Atlético.
- Made immediate impact, leading them to victory in the 2012 UEFA Europa League final against Athletic Club and to a Copa del Rey final triumph over Real Madrid CF in 2013. Even better followed a year later as Atlético held off FC Barcelona and Madrid to win their first league title since 1996.

FK Austria Wien: Nenad Bjelica

Date of birth: 20 August 1971

Nationality: Croatian

Playing career: NK Osijek (twice), Albacete Balompié, Real Betis Balompié, UD Las Palmas, 1. FC Kaiserslautern, FC Admira Wacker Mödling, FC Kärnten

Coaching career: FC Kärnten, FC Lustenau 1907, Wolfsberger AC, FK Austria Wien

- Aged 19, Bjelica made his professional debut for home-town club Osijek, scoring seven goals in 23 games in his first full season. In 1992 the Croatian joined Albacete where he spent four successful years before spells at Betis and Las Palmas. In summer 1999 he rejoined Osijek for a year, prior to closing out his career in Germany and Austria.
- The playmaker, voted Croatia's player of the year in 2000, was awarded his international debut against Austria in 2001 and was capped nine times by his country. He made two appearances at UEFA EURO 2004 in Portugal.
- Bjelica started life in the dugout in autumn 2007 as player-coach at Kärnten – registering 29 Austrian second division outings that season.
- Then hung up his boots but remained in charge until early 2009, subsequently taking over at Lustenau and Wolfsberger, whom he guided from the third tier to the Austrian Bundesliga.
- During his final campaign with Wolfsberger, in 2012/13, Bjelica's side missed out on UEFA Europa League qualification by a solitary point. Bjelica left his post to replace Peter Stöger at Austria Wien and soon led his new employers to the UEFA Champions League group stage.

Match officials

Referee	István Vad (HUN)
Assistant referees	Istvan Albert (HUN) , Vencel Tóth (HUN)
Additional assistant referees	Tamás Bogнар (HUN) , Mihaly Fabian (HUN)
Fourth official	László Viszokai (HUN)
UEFA Delegate	Jacob Erel (ISR)
UEFA Referee observer	Alan Freeland (SCO)

Referee

Name	Date of birth	UEFA Champions League matches	UEFA matches
István Vad	30/05/1979	2	45

István Vad

Referee since: 1995

First division: 2004

FIFA badge: 2007

Tournaments: 2011 FIFA U-20 World Cup, 2009 UEFA European Under-19 Championship

Finals

N/A

UEFA Champions League matches involving teams from the two countries involved in this match

Date	Competition	Stage	Home	Away	Result	Venue
27/07/2010	UCL	3QR	AC Omonia	FC Salzburg	1-1	Nicosia

Other matches involving teams from either of the two countries involved in this match

Date	Competition	Stage	Home	Away	Result	Venue
22/10/2009	UEL	GS	Athletic Club	CD Nacional	2-1	Bilbao
27/07/2010	UCL	3QR	AC Omonia	FC Salzburg	1-1	Nicosia
09/10/2010	U21	PO	Spain	Croatia	2-1	Burgos
03/11/2011	UEL	GS	Club Atlético de Madrid	Udinese Calcio	4-0	Madrid
14/02/2013	UEL	R32	Club Atlético de Madrid	FC Rubin Kazan	0-2	Madrid

Fixtures and results

Exception in

[/mediaservices/presskits/uefachampionsleague/season=2014/round=2000479/day=4/session=2/match=2011812/cha

Slot []

ExceptionInfo [Error executing child request for /code/PressKits/fixturesAndResults.aspx.]

Inner Exception [Exception of type 'System.Web.HttpUnhandledException' was thrown.]

Match-by-match lineups

Exception in

[/mediaservices/presskits/uefachampionsleague/season=2014/round=2000479/day=4/session=2/match=2011812/cha

Slot []

ExceptionInfo [Error executing child request for /code/PressKits/matchByMatch.aspx.]

Inner Exception [Exception of type 'System.Web.HttpUnhandledException' was thrown.]

Group Standings

Competition facts

UEFA Champions League final: Did you know?

- Spain are the most successful nation with seven triumphs, one more than Italy. Spain's wins – 1998, 2000, 2002, 2006, 2009, 2011 and 2014 – came from 11 final dates while Italy were victorious in 1994, 1996, 2003, 2007 and 2010 from their 11 appearances. England emerged victorious in 1999, 2005, 2008 and 2012 and were losing finalists in 2006, 2007, 2008, 2009 and 2011 while Germany were winners in 1997, 2001 and 2013 and runners-up in 1999, 2002, 2010, 2012 and 2013.
- No team has played in more finals than AC Milan, who made their sixth appearance in 2007. Real Madrid CF, however have four final victories (1998, 2000, 2002, 2014), one more than both AC Milan (1994, 2003, 2007) and FC Barcelona (2006, 2009, 2011).
- With 26, Italy has the most appearances per nation in all-time European Cup finals – of those 12 have ended in victory and 14 in defeat. Spain has recorded 14 wins from 24 final appearances; England has 12 wins from 19 final appearances, with Germany on 17 appearances, (seven wins), Portugal nine (four wins) and the Netherlands eight (six wins).
- There have been five finals between teams from the same country. In 2000 Real Madrid beat Valencia CF 3-0 at the Stade de France; three years later Milan defeated Juventus on penalties at Old Trafford; in 2008 Manchester United overcame Chelsea FC in Moscow, also on spot kicks; in 2013 FC Bayern München beat Borussia Dortmund 2-1 at Wembley and in 2014 Real Madrid overcame Club Atlético de Madrid 4-1 after extra time in Lisbon in the first European final between teams from the same city.
- In the previous 22 UEFA Champions League finals, there have been 16 outright wins and six matches decided on shoot-outs. A total of 59 goals have been scored with the most common results being 2-1, which has happened on five occasions; there have been four 1-1 draws, and three finals have finished 1-0.
- Sixteen European Cup finals have gone to extra time, including the 2014 decider. The finals of 1958, 1968, 1970, 1992 and 2014 were decided in the additional period, while the 1974 showpiece between Bayern and Club Atlético de Madrid ended 1-1 after 120 minutes with Bayern winning a replay. The other ten finals were settled by a penalty shoot-out after extra time: in 1984, 1986, 1988, 1991, 1996, 2001, 2003, 2005, 2008 and 2012 when Chelsea defeated Bayern 4-3 in the shoot-out after a 1-1 draw.
- Milan's 4-0 win against FC Barcelona in the 1994 final remains the biggest winning margin and the Rossoneri were also involved in the highest scoring showpiece when they shared six goals with Liverpool in 2005 before penalties. In terms of the European Cup, Madrid's 7-3 defeat of Eintracht Frankfurt in 1960 remains the most impressive while Bayern (1974 v Club Atlético de Madrid) and Milan (1989 v FC Steaua Bucureşti) also recorded 4-0 successes.
- No player has scored a hat-trick in a UEFA Champions League final. Daniele Massaro (Milan 1994), Karl-Heinz Riedle (Borussia Dortmund 1997), Hernán Crespo (Milan 2005), Filippo Inzaghi (Milan 2007) and Diego Milito (FC Internazionale Milano 2010) all struck twice. In European Cup terms, Ferenc Puskás scored four goals in Madrid's 7-3 defeat of Eintracht Frankfurt in 1960, when Alfredo di Stéfano found the net three times; Puskás scored another final hat-trick in 1962 with Pierino Prati (Milan 1969) the only other player to have managed a final hat-trick.
- Only Raúl González (Madrid 2000 and 2002), Samuel Eto'o (Barcelona 2006 and 2009), Lionel Messi (Barcelona 2009 and 2011) and Cristiano Ronaldo (Manchester United FC 2008, Real Madrid CF 2014) have scored in two UEFA Champions League finals – part of an exclusive club of 17 players to have found the net in more than one European Cup showpiece. Di Stéfano and Puskás lead the list having each scored seven goals for Madrid.
- Paolo Maldini's goal 51 seconds into the 2005 showpiece is the fastest in a UEFA Champions League final.
- Jens Lehmann (2006) and Didier Drogba (2008) are the only players to be dismissed in a European Cup final.
- Clarence Seedorf is the only player to win the European Cup with three clubs (AFC Ajax 1995, Real Madrid 1998, Milan 2003, 2007). Bob Paisley (Liverpool 1977, 1978, 1981) was the first coach to win three times, a feat Carlo Ancelotti (Milan 2003, 2007, Real Madrid 2014) equalled.
- In 2014 Ancelotti also became the fifth coach to win the trophy with two clubs; Ottmar Hitzfeld (Dortmund 1997, Bayern 2001), Ernst Happel (Feyenoord 1970, Hamburger SV 1983), José Mourinho (FC Porto 2004, FC Internazionale Milano 2010) and Jupp Heynckes (Real Madrid 1998, Bayern 2013) had previously achieved the feat.
- Only two teams have ever won the UEFA Champions League on home soil: Dortmund (1997, final in Munich) and Juventus (1996, final in Rome), while Manchester United lost the 2011 final in London and 12 months later Bayern were beaten in the showpiece in their own stadium, the Fußball Arena München.
- No team has successfully defended the UEFA Champions League trophy with Milan (1989, 1990) the last club to win consecutive European Cups. Milan (1994, 1995), Ajax (1995, 1996), Juventus (1996, 1997) and Manchester United

(2008, 2009) have all returned to the final as holders only to lose.

Team facts

Club Atlético de Madrid

Formed: 1903

Nickname: Los Colchoneros (The Mattress Makers)

UEFA club competition honours (runners-up in brackets)

- European Champion Clubs' Cup: (1974)
- UEFA Europa League (2): 2010, 2012
- UEFA Cup Winners' Cup (1): 1962, (1963), (1986)
- UEFA Super Cup (2): 2010, 2012
- UEFA Intertoto Cup (1): 2007, (2004)

Domestic honours (most recent triumph in brackets)

League title: 10 (2014)

Spanish Cup: 10 (2013)

Ten-year European record (UEFA Champions League unless indicated otherwise)

2012/13: UEFA Europa League round of 32

2011/12: UEFA Europa League winners

2010/11: UEFA Europa League group stage

2009/10: UEFA Europa League winners (having transferred from UEFA Champions League group stage)

2008/09: round of 16

2007/08: UEFA Cup round of 32 (having transferred from the UEFA Intertoto Cup)

2006/07: did not take part in UEFA club competition

2005/06: did not take part in UEFA club competition

2004/05: UEFA Intertoto Cup final

2003/04: did not take part in UEFA club competition

Records

UEFA club competition

- Biggest home win

8-0: Atlético v Drumcondra FC

17/09/58, European Champion Clubs' Cup preliminary round first leg

- Biggest away win

0-5: Kayseri Erciyesspor v Atlético

04/10/07, UEFA Cup first round second leg

- Heaviest home defeat

0-3: Atlético v FC Porto

08/12/09, UEFA Champions League group stage

- Heaviest away defeat

5-1: Tottenham Hotspur FC v Atlético

15/05/63, UEFA Cup Winners' Cup final (played in Rotterdam)

4-0 twice, most recently Chelsea FC v Atlético

21/10/09, UEFA Champions League group stage

UEFA Champions League (group stage to final only)

- Biggest home win

4-0: Atlético v FC Steaua Bucureşti

11/09/96, group stage

4-0: Atlético v FK Austria Wien

06/11/13, group stage

- Biggest away win

1-4: RTS Widzew Łódź v Atlético

25/09/96, group stage

0-3 twice, most recently FK Austria Wien v Atlético

22/10/13, group stage

- Heaviest home defeat

0-3: Atlético v FC Porto (see above)

- Heaviest away defeat

4-0: Chelsea FC v Atlético
21/10/09, group stage

FK Austria Wien

Formed: 1911

Nickname: Die Veilchen (The Violets)

UEFA club competition honours (runners-up in brackets)

• UEFA Cup Winners' Cup: (1978)

Domestic honours (most recent triumph in brackets)

League title: 24 (2013)

Austrian Cup: 27 (2009)

Ten-year European record (UEFA Champions League unless indicated otherwise)

2013/14: group stage

2012/13: did not take part in UEFA competition

2011/12: UEFA Europa League group stage

2010/11: UEFA Europa League play-offs

2009/10: UEFA Europa League group stage

2008/09: UEFA Cup first round

2007/08: UEFA Cup group stage

2006/07: UEFA Cup group stage (having transferred from UEFA Champions League third qualifying round)

2005/06: UEFA Cup first round

2004/05: UEFA Cup quarter-finals

Records

UEFA club competition

• Biggest home win

10-0: Austria Wien v FC Aris Bonnevoie

28/09/83, UEFA Cup first round second leg

• Biggest away win

0-5: FC Aris Bonnevoie v Austria Wien

14/09/83, UEFA Cup first round first leg

• Heaviest home defeat

1-5: Austria Wien v MKS Odra Wodzisław Śląski

19/07/97, UEFA Intertoto Cup group stage

0-4: Austria Wien v Juventus

24/10/90, UEFA Cup Winners' Cup second round first leg

• Heaviest away defeat

7-0: FK Beroe Stara Zagora v Austria Wien

13/09/72, UEFA Cup first round first leg

UEFA Champions League (group stage to final)

• Biggest home win

4-1: Austria Wien v FC Zenit

11/12/13, group stage

• Biggest away win

N/A

• Heaviest home defeat

0-3: Austria Wien v Club Atlético de Madrid

22/10/13, group stage

• Heaviest away defeat

4-0: Club Atlético de Madrid v Austria Wien

06/11/13, group stage

Legend

ALL-TIME STATISTICS

The all-time record of the competing clubs in UEFA club competition.

UEFA club competition: These are the official statistics considered valid for communicating official records in UEFA club competition defined as European Champion Clubs' Cup, UEFA Champions League, UEFA Europa League, UEFA Cup Winner's Cup UEFA Super Cup, UEFA Intertoto Cup and European/South American Cup. Matches in the Inter-Cities Fairs Cup and the 1972 Super Cup are not included as they were not held under UEFA auspices, while the FIFA Club World Cup is excluded.

Match officials

UCL: Total matches officiated in the UEFA Champions League from 1992/93 season, group stage to final only. Matches where the official has acted as the fourth official are not included in these statistics. These are the official statistics considered valid for communicating official records.

UEFA: Total matches officiated in UEFA club competition including all qualifying round matches. Matches where the official has acted as the fourth official are not included in these statistics. These are the official statistics considered valid for communicating official records.

Competitions

Club competitions

UCL: UEFA Champions League
ECCC: European Champion Clubs' Cup
UEL: UEFA Europa League
UCUP: UEFA Cup
UCWC: UEFA Cup Winners' Cup
SCUP: UEFA Super Cup
UIC: UEFA Intertoto Cup
ICF: Inter-Cities Fairs Cup

National team competitions

EURO: UEFA European Football Championship
WC: FIFA World Cup
CONFCUP: FIFA Confederations Cup
FRIE: Friendly internationals
U21FRIE: Under-21 friendly internationals
U21: UEFA European Under-21 Championship
U17: UEFA Under-17 Championship
U16: UEFA European Under-16 Championship
U19: UEFA Under-19 Championship
U18: UEFA European Under-18 Championship
WWC: FIFA Women's World Cup
WEURO: UEFA European Women's Championship

Competition stages

F: Final
GS1: First group stage
3QR: Third qualifying round
R2: Second round
R4: Fourth round
SF: Semi-finals
R16: round of 16
R32: Round of 32
1st: first leg

2nd: second leg
PO: Play-off
Rep: Replay
PO - FT: Play-off for Final Tournament

GS: Group stage
GS2: Second group stage
R1: First round
R3: Third round
PR: Preliminary round
QF: Quarter-finals
QR: Qualifying round
1QR: First qualifying round
2QR: Second qualifying round
FT: Final tournament
ELITE: Elite round
3rdPO: Third-place play-off
GS-FT: Group stage – final tournament

Other abbreviations

(aet): After extra time
No.: Number
ag: Match decided on away goals
Pld: Matches played
Pos.: Position
Pts: Points
R: Sent off (straight red card)
Res.: Result
sg: Match decided by silver goal
GF: Goals for
gg: Match decided by golden goal
Y/R: Sent off (two yellow cards)
f: Match forfeited

pens: Penalties
og: Own goal
P: Penalty
agg: Aggregate
AP: Appearances
Comp.: Competition
D: Drawn
DoB: Date of birth
ET: Extra Time
GA: Goals against
t: Match decided by toss of a coin
W: Won
Y: Booked
L: Lost
Nat.: Nationality
N/A: Not applicable

Statistics

-: Denotes player substituted
*****: Denotes player sent off

+: Denotes player introduced
+/-: Denotes player introduced and substituted

Squad list

D: Disciplinary

*****: Misses next match if booked

S: Suspended

UCLQ: Current season total UEFA Champions League appearances in the qualifying rounds and play-offs only

UCL: Current season total UEFA Champions League appearances from group stage onwards prior to current matchday

UCL: Total appearances in the UEFA Champions League from 1992/93 season, group stage to final only

UEFA: All-time total appearances in UEFA club competition including qualifying

Disclaimer: Although UEFA has taken all reasonable care that the information contained within this document is accurate at the time of publication, no representation or guarantee (including liability towards third parties), expressed or implied, is made as to its accuracy, reliability or completeness. Therefore, UEFA assumes no liability for the use or interpretation of information contained herein. More information can be found in the competition regulations available on UEFA.com.

Tactical lineups

Matchday 4 - Wednesday 6 November 2013

Group G - Estadio Vicente Calderón - Madrid

Club Atlético de Madrid

- 13 Thibaut Courtois (GK)
- 2 Diego Godín
- 3 Filipe Luis
- 5 Tiago
- 6 Koke
- 7 Adrián López
- 8 Raúl García
- 14 Gabi (C)
- 19 Diego Costa
- 20 (✱) Juanfran
- 23 Miranda



- 1 Daniel Aranzubia (GK)
- 9 David Villa
- 11 Cristian Rodríguez
- 12 Toby Alderweireld
- 15 Josuha Guilavogui
- 16 Óliver Torres
- 22 Emiliano Insua

Coach:

Diego Simeone

Referee:

István Vad (HUN)

Fourth official:

László Viszokai (HUN)

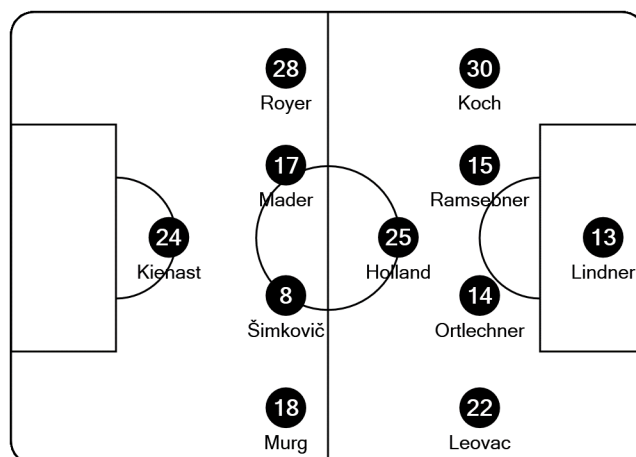
UEFA delegate:

Jacob Erel (ISR)

Weather Conditions: Clear Night / Temperature: 13°C / Humidity: 85%

FK Austria Wien

- 13 Heinz Lindner (GK)
- 8 Tomas Šimkovič
- 14 Manuel Ortlechner (C)
- 15 Christian Ramsebner
- 17 Florian Mader
- 18 Thomas Murg
- 22 Marin Leovac
- 24 Roman Kienast
- 25 James Holland
- 28 Daniel Royer
- 30 Fabian Koch



- 1 Pascal Grünwald (GK)
- 4 Kaja Rogulj
- 9 Rubin Okotie
- 11 Tomáš Jun
- 16 (✱) Philipp Hosiner
- 27 Emir Dilaver
- 29 Markus Suttner

Assistant Coach:

Rene Poms

Assistant referees:

Istvan Albert (HUN)

Vencel Tóth (HUN)

Additional assistant referees:

Tamás Bognar (HUN)

Mihaly Fabian (HUN)

(C) Captain

(GK) Goalkeeper

(✱) Misses next match if booked

19:33:17 CET
06 Nov 2013

Half-time report

Matchday 4 - Wednesday 6 November 2013

Group G - Estadio Vicente Calderón - Madrid

Club Atlético de Madrid

FK Austria Wien

3



20.45 CET

0

- 13 Thibaut Courtois (GK)
- 2 Diego Godín
- 3 Filipe Luis
- 5 Tiago
- 6 Koke
- 7 Adrián López
- 8 Raúl García
- Ⓢ 14 Gabi
- 19 Diego Costa
- 20* Juanfran
- 23 Miranda

- 1 Daniel Aranzubia (GK)
- 9 David Villa
- 11 Cristian Rodríguez
- 12 Toby Alderweireld
- 15 Josuha Guilavogui
- 16 Óliver Torres
- 22 Emiliano Insua

Coach:
Diego Simeone

23 Miranda 11'

8 Raúl García 25'

3 Filipe Luis 45'

45'

23"

- 13 Heinz Lindner (GK)
- 8 Tomas Šimkovič
- Ⓢ 14 Manuel Ortlehner
- 17 Christian Ramsebner
- 17 Florian Mader
- 18 Thomas Murg
- 22 Marin Leovac
- 24 Roman Kienast
- 25 James Holland
- 28 Daniel Royer
- 30 Fabian Koch

- 1 Pascal Grünwald (GK)
- 4 Kaja Rogulj
- 9 Rubin Okotie
- 11 Tomáš Jun
- 16* Philipp Hosiner
- 27 Emir Dilaver
- 29 Markus Suttner

Assistant Coach:
Rene Poms

Attempts total	11
Attempts on target	8
Saves	1
Corners	5
Offsides	0
Fouls Committed	3
Fouls Suffered	3
Free kicks to goal	0
Possession	62%
Ball in play	18'14"
Total ball in play	29'33"

Referee:

István Vad (HUN)

Assistant referees:

Istvan Albert (HUN)

Vencel Tóth (HUN)

Additional assistant referees:

Tamás Bogнар (HUN)

Mihaly Fabian (HUN)

Attempts total	6
Attempts on target	3
Saves	3
Corners	0
Offsides	0
Fouls Committed	4
Fouls Suffered	3
Free kicks to goal	0
Possession	38%
Ball in play	11'19"
Total ball in play	29'33"

Fourth official:

László Viszokai (HUN)

UEFA delegate:

Jacob Erel (ISR)

Full-time report

Matchday 4 - Wednesday 6 November 2013

Group G - Estadio Vicente Calderón - Madrid

Club Atlético de Madrid

FK Austria Wien

4
(3)

half time



20.45CET

0
(0)

half time

- 13 Thibaut Courtois (GK)
- 2 Diego Godín
- 3 Filipe Luis
- 5 Tiago
- 6 Koke
- 7 Adrián López
- 8 Raúl García
- © 14 Gabi
- 19 Diego Costa
- 20* Juanfran
- 23 Miranda
- 1 Daniel Aranzubia (GK)
- 9 David Villa
- 11 Cristian Rodríguez
- 12 Toby Alderweireld
- 15 Josuha Guilavogui
- 16 Óliver Torres
- 22 Emiliano Insua

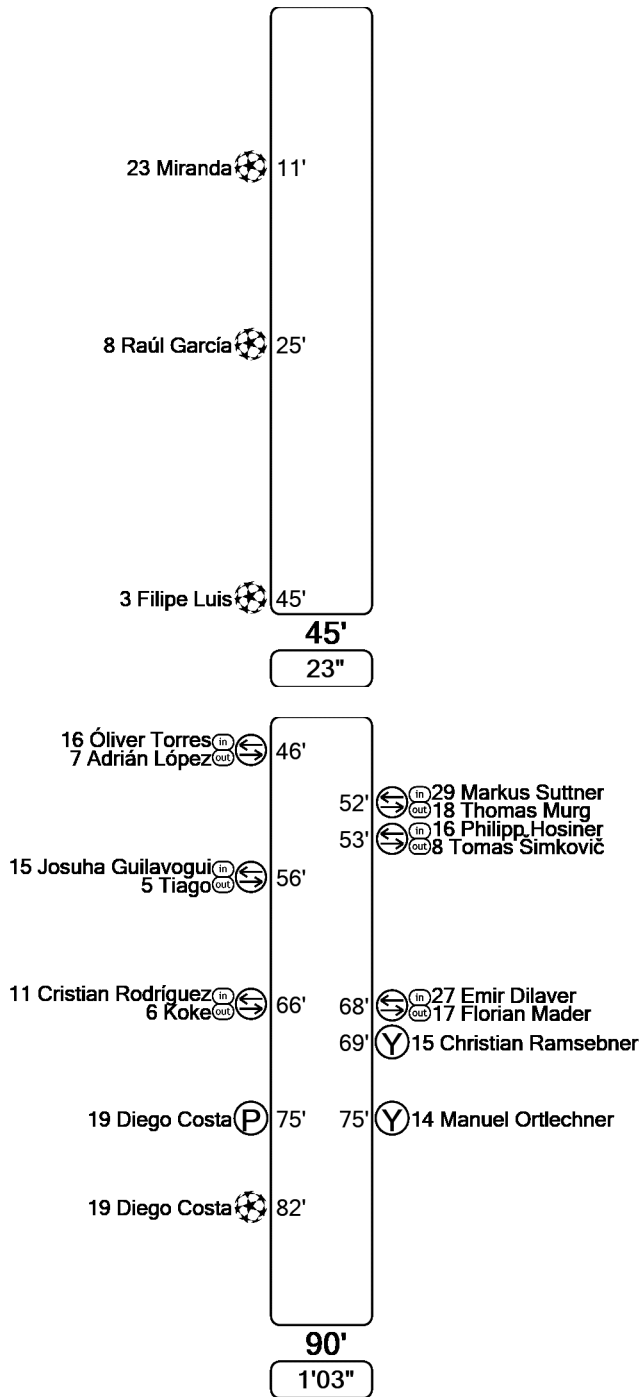
Coach:
Diego Simeone

- 13 Heinz Lindner (GK)
- 8 Tomas Šimkovič
- © 14 Manuel Ortlechner
- 15 Christian Ramsebner
- 17 Florian Mader
- 18 Thomas Murg
- 22 Marin Leovac
- 24 Roman Kienast
- 25 James Holland
- 28 Daniel Royer
- 30 Fabian Koch
- 1 Pascal Grünwald (GK)
- 4 Kaja Rogulj
- 9 Rubin Okotie
- 11 Tomáš Jun
- 16* Philipp Hosiner
- 27 Emir Dilaver
- 29 Markus Suttner

Assistant Coach:
Rene Poms

	Half	Full
Attempts total	11	23
Attempts on target	8	15
Saves	1	1
Corners	5	8
Offsides	0	1
Fouls Committed	3	7
Fouls Suffered	3	15
Free kicks to goal	0	0
Possession	62%	64%
Ball in play	18'14"	36'50"
Total ball in play	29'33"	57'59"

Referee:
István Vad (HUN)
Assistant referees:
Istvan Albert (HUN)
Vencel Tóth (HUN)
Additional assistant referees:
Tamás Bogнар (HUN)
Mihaly Fabian (HUN)



	Half	Full
Attempts total	6	7
Attempts on target	3	4
Saves	3	8
Corners	0	2
Offsides	0	1
Fouls Committed	4	16
Fouls Suffered	3	6
Free kicks to goal	0	0
Possession	38%	36%
Ball in play	11'19"	21'09"
Total ball in play	29'33"	57'59"

Fourth official:
László Viszokai (HUN)
UEFA delegate:
Jacob Erel (ISR)

Attendance: 29.841

Player Summary Statistics

Matchday 4 - Wednesday 6 November 2013

Group G - Estadio Vicente Calderón - Madrid

Club Atlético de Madrid

4 - 0

FK Austria Wien



		M	G	T	P	B	W	FC	FS	O	Y	R
Thibaut Courtois	13	91'26"										
Diego Godín	2	91'26"							1	1		
Filipe Luis	3	91'26"	1	2								
Tiago	5	56'15"					1					
Koke	6	65'48"					2		1			
Adrián López	7	45'23"		1					1			
Raúl García	8	91'26"	1	2			1	1	1			
Gabi	14	91'26"						1				
Diego Costa	19	91'26"	1	7			1	3	6			
Juanfran	20	91'26"					1	1	1			
Miranda	23	91'26"	1	1					1			
Daniel Aranzubia	1											
David Villa	9											
Cristian Rodríguez	11	25'38"		2					1			
Toby Alderweireld	12											
Josuha Guilavogui	15	35'11"					1	1				
Óliver Torres	16	46'03"					1		2			
Emiliano Insua	22											



	M	G	T	P	B	W	FC	FS	O	Y	R
	91'26"							1			
	52'24"										
	91'26"						2	1		1	
	91'26"						2	1		1	
	68'02"		1			1	1				
	52'10"		1					1			
	91'26"						5				
	91'26"		1			1	3	1			
	91'26"										
	91'26"		1			1					
	91'26"							1			
	39'02"						1		1		
	23'24"						2				
	39'16"										

13	Heinz Lindner
8	Tomas Šimkovič
14	Manuel Ortlechner
15	Christian Ramsebner
17	Florian Mader
18	Thomas Murg
22	Marin Leovac
24	Roman Kienast
25	James Holland
28	Daniel Royer
30	Fabian Koch
1	Pascal Grünwald
4	Kaja Rogulj
9	Rubin Okotie
11	Tomáš Jun
16	Philipp Hosiner
27	Emir Dilaver
29	Markus Suttner

M Minutes played
B Attempts hitting bar
O Offsides

G Goals scored
W Other attempts off target
Y Yellow cards

T Attempts on target
FC Fouls committed
R Red cards

P Attempts hitting post
FS Fouls suffered

01:12:38CET
07 Nov 2013

Team statistics: Full time

Matchday 4 - Wednesday 6 November 2013

Group G - Estadio Vicente Calderón - Madrid

Club Atlético de Madrid

4 — 0

FK Austria Wien

- 11'  Miranda
- 25'  Raúl García
- 45'  Filipe Luis
- 82'  Diego Costa

	First half		Second half		Total		Season average			Season high		
	Atlético Madrid	Austria Wien	Atlético Madrid	Austria Wien	Atlético Madrid	Austria Wien	Atlético Madrid	Austria Wien	All	Atlético Madrid	Austria Wien	All
Scoring situations												
Goals scored	3	0	1	0	4	0	3	0	1.42	4	0	6
open play	3	0	1	0	4	0	2.5	0	1.22	4	0	6
penalty	0	0	0	0	0	0	0	0	0.1	0	0	1
direct from free-kick	0	0	0	0	0	0	0.5	0	0.06	2	0	2
Total attempts	11	6	12	1	23	7	16.25	10.75	12.41	23	18	35
on target	8	3	7	1	15	4	10	4.75	7.21	15	9	22
off target	3	3	5	0	8	3	6.25	6	5.21	8	9	14
Assists	2	0	1	0	3	0	2.25	0	1.16	3	0	6
Corners	5	0	3	2	8	2	5.5	4	4.99	8	5	16
Offsides	0	0	1	1	1	1	1	1.25	2.24	2	2	8
Saves	1	3	0	5	1	8	2	3.75	3.3	3	8	13
Time & distance												
Total time played (minutes)	45'23"		46'03"		91'26"							
Ball possession	62%	38%	67%	33%	63%	37%						
Distance covered (metres)	54628	56716	53692	56537	108320	113253	112294	117210	113529	119576	120538	126344
Discipline												
Yellow cards	0	0	0	2	0	2	1.5	3	1.83	3	4	5
Red cards	0	0	0	0	0	0	0	0	0.07	0	0	1
Fouls committed	3	4	4	12	7	16	12.5	15	13.43	21	17	25
Passing & solo runs												
Passes attempted	386	238	347	199	733	437	595.75	491	568.82	733	626	930
Long	72	41	54	40	126	81	86.5	87	80.91	126	123	126
Medium	228	130	192	119	420	249	329	289.75	349.95	420	393	658
Short	86	67	101	40	187	107	180.25	114.25	137.97	213	139	253
Passes completed	293	146	280	130	573	276	437	330.75	430.4	573	452	828
Long	50	25	42	27	92	52	50	52.25	49.39	92	81	91
Medium	183	86	163	79	346	165	250.75	210.25	280.6	346	306	608
Short	60	35	75	24	135	59	136.25	68.25	100.42	168	98	221
Passes completion rate	76%	61%	81%	65%	78%	63%	73%	67%	76%	78%	72%	89%
Long	69%	61%	78%	68%	73%	64%	58%	60%	61%	73%	66%	72%
Medium	80%	66%	85%	66%	82%	66%	76%	73%	80%	82%	78%	92%
Short	70%	52%	74%	60%	72%	55%	76%	60%	73%	79%	70%	87%
Delivery/solo runs	52	19	51	21	103	40	78.25	57.75	72.43	103	77	191
into the attacking third	41	17	34	17	75	34	53	41	49.24	75	55	104
into the key area	19	9	21	8	40	17	31.5	24.5	31.03	40	36	90
into the penalty area	9	2	7	4	16	6	13.75	9.75	13.5	18	13	50

Passing distribution

Matchday 4 - Wednesday 6 November 2013

Group G - Estadio Vicente Calderón - Madrid

Club Atlético de Madrid

4 - 0

FK Austria Wien



From	TP	To														Long		Medium		Short		Total			
		13	2	3	5	6	7	8	14	19	20	23	11	15	16	PC	PA	PC	PA	PC	PA	PC	PA	%	
Thibaut Courtois	13	91'26"	-	1	2	-	-	1	1	-	1	1	2	-	-	-	6	14	3	4	0	0	9	18	50%
Diego Godín	2	91'26"	-	-	19	5	2	-	1	6	2	2	5	-	3	2	7	7	36	40	4	8	47	55	85%
Filipe Luis	3	91'26"	-	14	-	9	12	-	5	7	18	3	3	4	5	4	9	11	50	62	25	30	84	103	82%
Tiago	5	56'15"	-	6	10	-	4	5	1	8	3	-	3	-	-	3	5	11	31	37	7	13	43	61	70%
Koke	6	65'48"	-	1	8	8	-	1	4	4	5	5	3	-	-	2	8	10	24	27	9	14	41	51	80%
Adrián López	7	45'23"	-	1	-	-	1	-	1	2	3	9	-	-	-	-	2	3	8	14	7	8	17	25	68%
Raúl García	8	91'26"	-	-	3	-	-	1	-	2	6	-	-	-	1	2	1	6	10	14	4	7	15	27	56%
Gabi	14	91'26"	-	5	11	2	6	10	7	-	6	17	7	3	3	5	22	26	48	63	12	14	82	103	80%
Diego Costa	19	91'26"	-	-	10	1	6	1	3	3	-	3	1	2	1	4	3	7	13	21	19	27	35	55	64%
Juanfran	20	91'26"	2	-	1	4	4	7	1	16	9	-	12	3	7	6	8	8	43	52	21	27	72	87	83%
Miranda	23	91'26"	5	13	3	6	1	-	1	13	-	5	-	1	1	-	9	11	33	37	7	8	49	56	88%
Cristian Rodríguez	11	25'38"	-	1	3	-	-	-	2	4	3	2	1	-	2	2	4	4	7	7	9	14	20	25	80%
Josuha Guilavogui	15	35'11"	-	-	7	-	-	-	2	4	4	4	1	5	-	4	3	3	22	22	6	7	31	32	97%
Óliver Torres	16	46'03"	-	1	6	1	2	-	2	4	3	2	3	2	2	-	5	5	18	20	5	10	28	35	80%
Total passes received:			7	43	83	36	38	26	31	73	63	53	41	20	25	34	92	126	346	420	135	187	573	733	78%



From	TP	To														Long		Medium		Short		Total			
		13	8	14	15	17	18	22	24	25	28	30	16	27	29	PC	PA	PC	PA	PC	PA	PC	PA	%	
Heinz Lindner	13	91'26"	-	1	2	1	1	1	1	9	-	-	-	1	-	1	15	28	2	6	1	1	18	35	51%
Tomas Šimkovič	8	52'24"	-	-	-	1	-	1	2	2	-	1	2	-	-	-	1	2	5	7	3	8	9	17	53%
Manuel Ortsteiner	14	91'26"	3	-	-	2	2	-	5	4	4	1	3	-	2	3	5	6	21	28	3	6	29	40	72%
Christian Ramsebner	15	91'26"	3	-	3	-	1	1	-	2	2	5	9	1	-	-	7	9	17	25	3	3	27	37	73%
Florian Mader	17	68'02"	-	1	-	1	-	1	1	3	4	5	3	1	-	1	2	4	9	12	10	15	21	31	68%
Thomas Murg	18	52'10"	-	1	-	-	1	-	-	3	1	-	1	-	-	-	1	3	5	6	1	7	7	16	44%
Marin Leovac	22	91'26"	-	3	2	-	2	4	-	4	5	3	-	1	2	1	3	3	12	26	12	17	27	46	59%
Roman Kienast	24	91'26"	-	1	1	-	4	1	2	-	2	1	2	2	-	2	1	2	12	25	5	10	18	37	49%
James Holland	25	91'26"	-	-	4	1	-	5	2	5	-	4	2	1	1	4	5	8	19	27	5	11	29	46	63%
Daniel Royer	28	91'26"	-	2	2	3	4	-	-	2	1	-	5	2	1	-	3	4	13	21	6	12	22	37	59%
Fabian Koch	30	91'26"	2	3	3	7	1	2	-	5	6	8	-	-	-	1	6	8	26	34	6	8	38	50	76%
Philipp Hosiner	16	39'02"	-	-	1	1	-	-	1	-	1	1	-	-	-	1	1	2	4	6	1	4	6	12	50%
Emir Dilaver	27	23'24"	-	-	2	1	-	-	-	-	-	-	2	1	-	1	1	1	6	9	0	1	7	11	64%
Markus Suttner	29	39'16"	-	-	2	-	2	-	5	-	2	4	2	-	1	-	1	1	14	17	3	4	18	22	82%
Total passes received:			8	12	22	18	18	16	19	39	28	33	31	10	7	15	52	81	165	249	59	107	276	437	63%

TP: Time played

PA: Passes attempted

PC: Passes completed

%: Passing success percentage

13:09:49CET
08 Nov 2013

Tactical lineups: Full time

Matchday 4 - Wednesday 6 November 2013

Group G - Estadio Vicente Calderón - Madrid

Club Atlético de Madrid 4 - 0 FK Austria Wien

46' (In) 16 Óliver Torres / (Out) 7 Adrián López
 56' (In) 15 Guilavogui / (Out) 5 Tiago
 66' (In) 11 Cristian Rodríguez / (Out) 6 Koke

52' (In) 29 Suttner / (Out) 18 Murg
 53' (In) 16 Hosiner / (Out) 8 Šimkovič
 68' (In) 27 Dilaver / (Out) 17 Mader

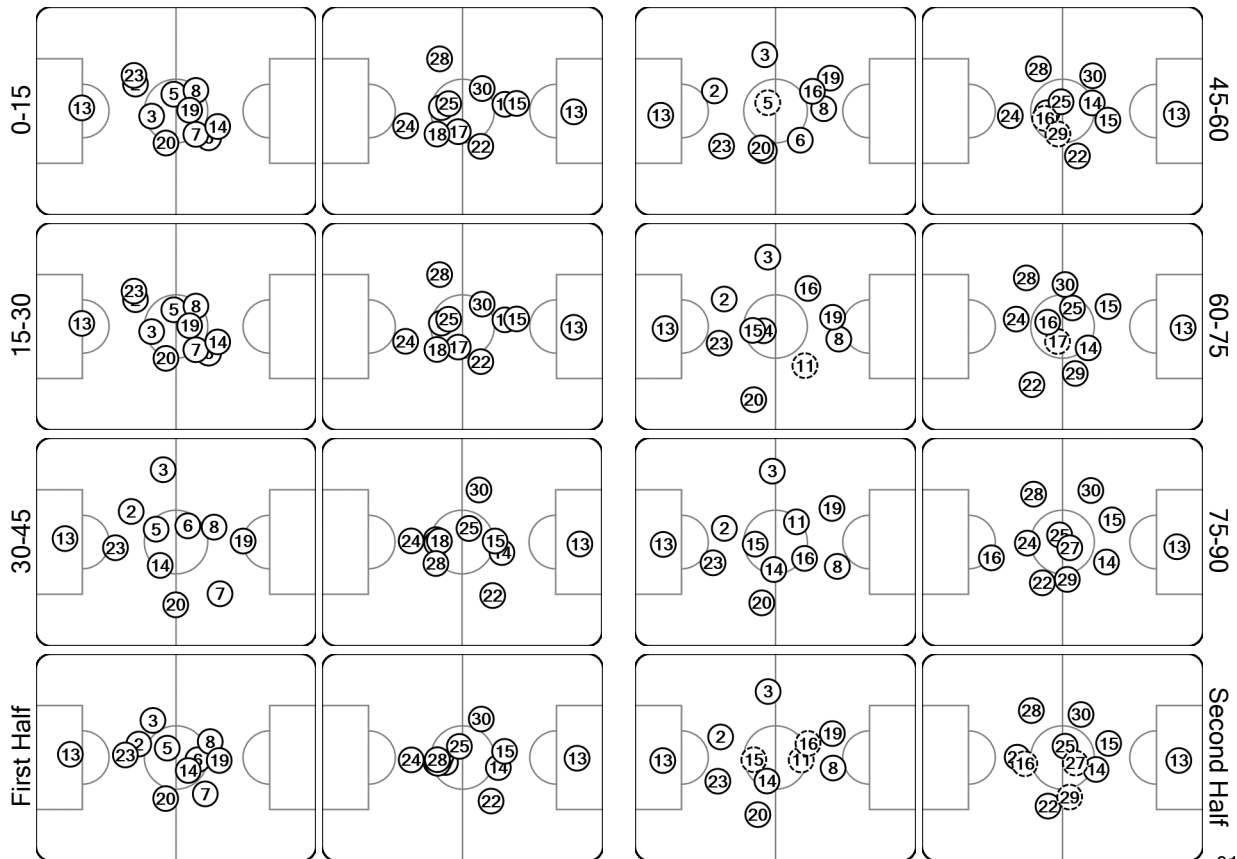
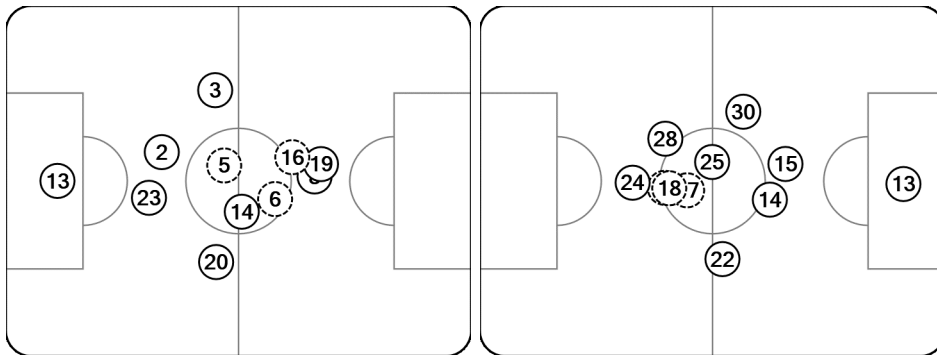
Total time played: 91'26"
 64% - 36'50" Ball possession 36% - 21'09"

Actual formation

Direction of play --> <-- Direction of play

- Courtois 13
- Godín 2
- Filipe Luis 3
- Tiago 5
- Koke 6
- Adrián López 7
- Raúl García 8
- Gabi 14
- Diego Costa 19
- Juanfran 20
- Miranda 23
- Cristian Rodríguez 11
- Guilavogui 15
- Óliver Torres 16

- 13 Lindner
- 8 Šimkovič
- 14 Ortlechner
- 15 Ramsebner
- 17 Mader
- 18 Murg
- 22 Leovac
- 24 Kienast
- 25 Holland
- 28 Royer
- 30 Koch
- 16 Hosiner
- 27 Dilaver
- 29 Suttner



○ did not play the entire match (S) substitution (R) sent off

01:12:44CET
07 Nov 2013