

ЛИГА ЧЕМПИОНОВ УЕФА - СЕЗОН 2013/14

МАТЕРИАЛЫ ДЛЯ ПРЕССЫ



Олимпик

Велодром - Марсель
вторник, 22 октября 2013
20.45СЕТ (20.45 Местное время)
Группа F - тур 3



Наполи

Обновлено 03/09/2014 17:54СЕТ

ОФИЦИАЛЬНЫЕ СПОНСОРЫ ЛИГИ ЧЕМПИОНОВ



Арбитры	2
Ключ	3

Арбитры

Рефери	Джюнейт Чакыр (TUR)
Помощники рефери	Бахаттын Дуран (TUR) , Тарик Энгюн (TUR)
Дополнительные помощники рефери	Хюсейин Гечек (TUR) , Барыш Шимшек (TUR)
Четвертый рефери	Мустафа Эйсой (TUR)
Делегат УЕФА	Рудолф Репка (CZE)
Судейский наблюдатель	Терье Хауге (NOR)

Рефери

Имя	Дата рождения	Матчи Лиги чемпионов УЕФА	Матчи УЕФА
Джюнейт Чакыр	23/11/1976	13	59

Джюнейт Чакыр

Начал судить: 1994

Начал работу в высшем дивизионе: 2001

Получил категорию ФИФА: 2006

Турниры: чемпионат мира-2014, чемпионат мира-2013 среди юношей до 20 лет, ЕВРО-2012, чемпионат мира-2011 среди юношей до 20 лет, чемпионат Европы-2009 среди молодежи, чемпионат Европы-2007 среди юношей до 19 лет

Финалы

Клубный чемпионат мира ФИФА-2012

Матчи Лиги чемпионов с участием команд из стран соперников, которые судил данный арбитр

Дата	Турнир	Этап	Дома	В гостях	Результат	Город
07/12/2010	ЛЧ	ГЭ	Вердер	Интернационале	3-0	Бремен
18/10/2011	ЛЧ	ГЭ	Реал Мадрид	Лион	4-0	Мадрид
22/02/2012	ЛЧ	1/8	Олимпик	Интернационале	1-0	Марсель
20/11/2012	ЛЧ	ГЭ	Ювентус	Челси	3-0	Турин
20/08/2013	ЛЧ	ПО	ПСВ	Милан	1-1	Эйндховен

Другие матчи с участием команд, представляющих страны соперников

Дата	Турнир	Этап	Дома	В гостях	Результат	Город
16/07/2007	Ю19	ГЭ-ФТ	Франция	Сербия	5-2	Рид-Инкрайс
01/10/2009	ЛЕ	ГЭ	Валенсия	Дженоа	3-2	Валенсия
25/02/2010	ЛЕ	1/16	Олимпик	Копенгаген	3-1	Марсель
19/08/2010	ЛЕ	ПО	Штурм	Ювентус	1-2	Грац
12/10/2010	Д21	СМ	Беларусь	Италия	3-0	Борисов
24/02/2011	ЛЕ	1/16	Вильярреал	Наполи	2-1	Вильярреал
18/06/2012	ЧЕ	ГЭ-ФТ	Италия	Ирландия	2-0	Познань
06/02/2013	Тов.	1К	Нидерланды	Италия	1-1	Амстердам

Ключ

СТАТИСТИКА ЗА ВСЮ ИСТОРИЮ

Статистические данные клубов, когда-либо игравших в турнирах под эгидой УЕФА.

Клубные турниры УЕФА: Официальная статистика клубных турниров под эгидой УЕФА: Кубка европейских чемпионов, Лиги чемпионов УЕФА, Лиги Европы УЕФА, Кубка обладателей кубков, Суперкубка УЕФА, Кубка Интертото и Межконтинентального кубка. Данные по Кубку ярмарок и Суперкубку 1972 года не учтены, так как эти турниры не проводились под эгидой УЕФА. Статистика клубного чемпионата мира ФИФА также не учтена.

Рефери матча

ЛЧ: Общее количество матчей в основной сетке Лиге чемпионов УЕФА, на которых работал арбитр начиная с сезона 1992/93. Матчи в качестве четвертого судьи не учитываются. Официальная статистика турнира.

УЕФА: Количество матчей, на которых работал арбитр в турнирах под эгидой УЕФА, включая все встречи отборочных раундов. Матчи, на которых рефери числился четвертым судьей, не учитываются. Официальная статистика.

Турниры

Турниры для клубов

ЛЧ: Лига чемпионов
КЧ: Кубок европейских чемпионов
ЛЕ: Лиги Европы УЕФА
КУ: Кубок УЕФА
КОК: Кубок обладателей кубков
СК: Суперкубок УЕФА
КИ: Кубок Интертото
КЯ: Кубок Ярмарок

Турниры для сборных

ЧЕ: Чемпионат Европы
ЧМ: Чемпионат мира ФИФА
КК: Кубок конфедераций
Тов: Товарищеские матчи
ТовД21: Товарищеские матчи молодежных сборных
Д21: Чемпионат Европы среди молодежи до 21 года
Ю17: ЧЕ среди юношей до 17 лет
Ю16: ЧЕ среди юношей до 16 лет
Ю19: ЧЕ среди юношей до 19 лет
Ю18: ЧЕ среди юношей до 18 лет
ЖЧМ: Чемпионат мира среди женщин
ЖЧЕ: ЧЕ среди женщин

Этапы соревнований

Ф: Финал
1ГЭ: Первый групповой этап
3ОР: Третий отборочный раунд
3К: Третий круг
ПР: Предварительный раунд
1/8: 1/8 финала
1/16: 1/16 финала
1-й: Первый матч
2-й: Ответный матч
СМ: Стыковые матчи
П/И: Переигровка
СтМ: Стыковые матчи
ГЭ: Групповой этап
2ГЭ: Второй групповой этап
1К: Первый круг
2К: Второй круг
1/8: 1/8 финала
1/2: Полуфинал
1/4: Четвертьфинал
ОР: Отборочный раунд
1ОР: Первый отборочный раунд
2ОР: Второй отборочный раунд
ФЧ: Финальная часть
ЭР: Элитный раунд
ЗМ: Матч за третье место
ГЭ-ФТ: Групповой этап - Финальный турнир

Другие сокращения

(доп. вр.): В дополнительное время
а/г: Автогол
П: Пенальти
И: Сыгранные матчи
Мес.: Место
О: Очки
КК: Удален (прямая красная карточка)
ДВ: Дополнительное время
ПГ: Пропущенные голы
ЗГ: Забитые голы
ЗолГ: "Золотой гол"
П: Поражения
Гра.: Гражданство
тп: Техническое поражение
Пен.: Пенальти
№: Номер
вг: Победитель определен по количеству забитых на выезде голов
общ: Общий счет
И: Игры
Турн.: Турнир
Н: Ничьи
ДР: Дата рождения
рез.: Результат
СерГ: "Серебряный гол"
ж: Результат матча определен жребием
В: Победы
ЖК: Предупрежден (желтая карточка)
Ж/К: Удален (две желтых карточки)
Н/П: Нельзя применить

Статистика

-: Игрок заменен
*: Игрок удален

+: Игрок вышел на замену
+/-: Вышедший на замену и затем замененный игрок

Составы команд

ДИ: Дисциплинарная информация

*: Пропустит матч, если получит карточку

Д: Дисквалифицирован

КвЛЧ: Количество проведенных матчей в отборочных этапах и раунде плей-офф Лиги чемпионов УЕФА этого сезона

ЛЧ: Количество проведенных матчей в этом сезоне Лиги чемпионов УЕФА от начала группового этапа и до текущего тура

ЛЧ: Количество проведенных матчей в Лиге чемпионов УЕФА с сезона 1992/93, от группового этапа до финала

УЕФА: Количество проведенных матчей во всех клубных турнирах УЕФА, включая отборочные этапы

Дискламация: УЕФА со всей тщательностью подходит к информации, содержащейся в данном документе на момент публикации, однако не несет никакой ответственности, в том числе и перед третьими лицами, за его точность, полноту и достоверность. Таким образом, УЕФА не несет ответственности за использование или интерпретацию приведенной здесь информации. Дополнительная информация доступна в разделе UEFA.com, посвященном регламенту Лиги чемпионов.

UEFA CHAMPIONS LEAGUE - 2013/14 SEASON MATCH PRESS KITS



Olympique de Marseille

Stade Vélodrome - Marseille

Tuesday 22 October 2013
20.45CET (20.45 local time)
Group F - Matchday 3



SSC Napoli

Last updated 03/09/2014 16:58CET

UEFA CHAMPIONS LEAGUE OFFICIAL SPONSORS



Previous meetings	2
Match background	3
Match facts	4
Squad list	5
Head coach	6
Match officials	7
Fixtures and results	8
Match-by-match lineups	9
Group Standings	10
Competition facts	11
Team facts	13
Legend	15

Previous meetings

Exception in
[/mediaservices/presskits/uefachampionsleague/season=2014/round=2000479/day=3/session=1/match=2011802/chaç

Slot []

ExceptionInfo [Error executing child request for /code/PressKits/prevMeetings.aspx.]

Inner Exception [Exception of type 'System.Web.HttpUnhandledException' was thrown.]

Match background

Olympique de Marseille have ground to make up in Group F without a single point while the three other teams, including matchday three opponents SSC Napoli, have at least one victory to their name.

- Élie Baup's Marseille opened with a 2-1 home defeat against Arsenal FC and subsequently went down 3-0 at Borussia Dortmund. Napoli had opened with a 2-1 home win against last season's runners-up but came unstuck in their second fixture, losing 2-0 at Arsenal.

Previous meetings

- The sides have never met before. Napoli, in only their second UEFA Champions League group stage campaign, have not encountered French opponents since the 1992/93 UEFA Cup second round when a 0-0 draw away to Paris Saint-Germain FC followed a 2-0 home defeat in which George Weah got both goals.

- Napoli have scored only two goals in six contests with Ligue 1 clubs, winning 1-0 at home to Toulouse FC in the 1986/87 UEFA Cup first round first leg and by the same score at FC Girondins de Bordeaux in the third round of the same competition two years later. However, while the Italian club won by the same aggregate score in that 1988/89 tie, when they went on to lift the trophy, they lost 4-3 on penalties to Toulouse.

- Marseille took on FC Internazionale Milano in the 2011/12 UEFA Champions League round of 16, winning 1-0 at home with an André Ayew goal in added time. It was crucial in helping them go through after the second leg ended 2-1 to Inter.

- OM's results against Serie A sides at the Stade Vélodrome are W5 D1 L2; overall it is W7 D5 L6.

- Marseille beat AC Milan 1-0 in the 1993 UEFA Champions League final but lost 3-0 against Parma FC in the 1999 UEFA Cup final.

Match background

- Last season's absence ended a run of five successive UEFA Champions League campaigns for Marseille. In 2011/12 they made it to the quarter-finals for the first time since becoming the tournament's inaugural winners in 1993, losing 2-0 home and away to FC Bayern München.

- OM's progress to the 2011/12 quarter-finals came despite their poor home UEFA Champions League record. They lost twice at the Stade Vélodrome in the group and also to Bayern. The defeat by Arsenal on 18 September means they have suffered 11 losses in their last 22 home fixtures in the competition proper, with only eight victories.

- Napoli have not enjoyed great success on their European travels in recent campaigns. The Arsenal defeat meant they had won only two and lost eight of their last 13 away games.

- In last season's UEFA Europa League they lost 3-0 at PSV Eindhoven and 3-1 at FC Dnipro Dnipropetrovsk in the group before a 2-1 win at AIK. Their hopes ended in the round of 32 when FC Viktoria Plzeň won 3-0 in Naples en route to a 5-0 aggregate triumph.

Team ties

- Rafael Benítez led Valencia CF to the 2003/04 UEFA Cup by beating OM 2-0 in the Gothenburg final.

- Benitez's Liverpool FC overcame Baup's Toulouse in the UEFA Champions League third qualifying round in 2007, winning 1-0 away and 4-0 at home.

- Mathieu Valbuena scored France's opening goal in a 2-1 friendly international win against an Italy side featuring Christian Maggio in Parma on 14 November 2012.

- Gonzalo Higuaín was born in Brest, France where his father Jorge was playing as a defender for Stade Brestois 29 in 1987/88. The Argentinian international striker has French citizenship.

- Abedi Pelé, the father of André and Jordan Ayew, played in Serie A with Torino FC between 1994 and 1996.

- Gennaro Bracigliano's father was born in Campania, the region of Naples.

Match facts

Marseille

UEFA milestones and competition statistics

- Marseille have scored 147 goals in the European Cup.
- Nicolas N'Koulou is a booking away from a suspension after picking up yellow cards on matchdays one and two.

General information

- Marseille have suffered three successive defeats.
- Jérémy Morel started Friday's 1-0 defeat at OGC Nice after four games out with a knee injury. Lucas Mendes went off with an ankle injury early on.
- OM lost 2-1 at home to Paris Saint-Germain FC on 6 October despite taking the lead from the spot after Thiago Motta was sent off for a challenge on Mathieu Valbuena. Marseille have lost three of their last four home games.
- André-Pierre Gignac scored in OM's first three games this term, his best start to a season, but has not registered since. He won his first cap since the 2010 FIFA World Cup in France's 0-0 draw with Georgia on 6 September.
- Of Marseille's 21 wins in Ligue 1 last season, 18 were by a single goal and 12 ended 1-0.

International duty

- Marseille had seven players on senior international duty last week: Steve Mandanda, Rod Fanni, Dimitri Payet, Valbuena (France), Saber Khalifa (Tunisia), N'Koulou (Cameroon), André Ayew (Ghana).
- Khalifa lined up against N'Koulou as Tunisia and Cameroon drew 0-0 in Tunis in the first leg of their FIFA World Cup play-off tie. André Ayew helped Ghana establish a 6-1 first-leg advantage against Egypt.

Napoli

UEFA milestones and competition statistics

- Gonzalo Higuaín's next appearance in the UEFA Champions League will be his 50th in the competition (48 with Real Madrid CF). He has scored nine goals.

General information

- Like last season under Walter Mazzarri, the Partenopei took maximum points from six of their first seven Serie A fixtures but, as with 2012/13, they lost in round eight to the leaders, going down 2-0 at AS Roma on Friday. Miralem Pjanić scored both goals, the second from the spot after Paolo Cannavaro was sent off.
- Christian Maggio, out since undergoing surgery on his left knee on 25 September, returned to the starting XI on Friday but Miguel Ángel Britos was taken off with a dislocated collarbone before half-time. Rafael Benítez lost left-back Camilo Zúñiga with a knee injury ahead of the game.
- Having scored both goals in a 2-0 win at Genoa CFC on 28 September, Goran Pandev registered in Napoli's next league outing, a 4-0 success against AS Livorno Calcio before the international break.
- Napoli are unbeaten at home in the league in 2013, their last defeat at the Stadio San Paolo coming against Bologna on 12 December. Since then they have won 11 home top-flight matches out of 14.

International duty

- Nine Napoli players were called up for senior duty during the international break: Lorenzo Insigne (Italy), Valon Behrami, Gökhan Inler, Blerim Dzemaili (Switzerland), Pandev (Former Yugoslav Republic of Macedonia), Pepe Reina (Spain), Dries Mertens (Belgium), Federico Fernández (Argentina), Pablo Armero (Colombia).
- Insigne became the first Napoli player to appear for Italy at the Stadio San Paolo since Fernando De Napoli in 1990 when he took to the field for the Azzurri's 2-2 draw with Armenia in FIFA World Cup qualifying on 15 October.
- Four days earlier, Behrami, Dzemaili and Inler featured in Switzerland's 2-1 triumph in Albania that secured their team's place at the World Cup. On the same evening, Mertens was an unused substitute as Belgium sealed progress with a 2-1 win in Croatia. Reina's Spain also qualified for Brazil 2014.

Squad list

Head coach

Olympique de Marseille: José Anigo

Date of birth: 15 April 1961

Nationality: French

Playing career: Olympique de Marseille, Nîmes Olympique SC, US Marseille Endoume (twice), SO Cassis Carnoux

Coaching career: Olympique de Marseille

- A Marseille native, Anigo made over 200 appearances for his home-town club. He was part of the generation known as Les Minots, and helped the team back into French top flight in 1983/84.
- Departed OM in 1987, spending three years at Nîmes, and when he retired he joined the coaching staff at the Marseille academy.
- Had a brief spell as first-team boss in July and August 2001 but made a bigger impression in 2003/04 when asked to replace Alain Perrin on an interim basis.
- Led a team including Didier Drogba to the 2004 UEFA Cup final in Gothenburg, where they lost 3-0 to Valencia CF following Fabien Barthez's early red card.
- His contract was extended, but he made way for Albert Émon and Jean-Philippe Durand in November 2004 after a poor run of results. He remained at the club as sporting director, before being handed the reins for a third time on 7 December 2013 as a temporary replacement for Élie Baup.

SSC Napoli: Rafael Benítez

Date of birth: 16 April 1960

Nationality: Spanish

Playing career: Real Madrid Castilla, CP Parla, CD Linares

Coaching career: Real Madrid Castilla, Real Valladolid CF, CA Osasuna, CF Extremadura, CD Tenerife, Valencia CF, Liverpool FC, FC Internazionale Milano, Chelsea FC, SSC Napoli

- Although he played as a midfielder for Real Madrid's reserve team and two other lower ranking sides, injury prompted an early move into coaching. Having coached at youth and B-team level with Madrid, Benítez struck out on his own with Valladolid, Osasuna, Extremadura and Tenerife before getting his big break in 2001 at Valencia.
- Guided Valencia to a first league title for 31 years in 2002 and added a second championship two years later, when they also won the UEFA Cup.
- Joined Liverpool in June 2004, winning the UEFA Champions League in his first season, with the Reds beating AC Milan on penalties having come from 3-0 down in the final. Also won the 2006 FA Cup final on penalties after his side had come from 2-0 down to draw 3-3 with West Ham United FC.
- Left Anfield after six years in summer 2010, stepping into José Mourinho's shoes at Inter. Guided his new charges to victory in the Italian Super Cup and FIFA Club World Cup but left following the latter competition in December 2010.
- Returned to management in November 2012 when he took over at Chelsea for the remainder of the season following Roberto Di Matteo's dismissal. In a short but successful stay he led Chelsea to victory in the UEFA Europa League final as well as third place in the Premier League. Took on a new challenge in late May 2013 when accepting Napoli's offer to take over from Walter Mazzarri, signing a two-year contract.

Match officials

Referee	Cüneyt Çakır (TUR)
Assistant referees	Bahattin Duran (TUR) , Tarik Ongun (TUR)
Additional assistant referees	Hüseyin Göçek (TUR) , Barış Şimşek (TUR)
Fourth official	Mustafa Eyisoy (TUR)
UEFA Delegate	Rudolf Repka (CZE)
UEFA Referee observer	Terje Hauge (NOR)

Referee

Name	Date of birth	UEFA Champions League matches	UEFA matches
Cüneyt Çakır	23/11/1976	13	59

Cüneyt Çakır

Referee since: 1994

First division: 2001

FIFA badge: 2006

Tournaments: 2014 FIFA World Cup, 2013 FIFA U-20 World Cup, UEFA EURO 2012, 2011 FIFA U-20 World Cup, 2009 UEFA European Under-21 Championship, 2007 UEFA European Under-19 Championship

Finals

2012 FIFA Club World Cup

UEFA Champions League matches involving teams from the two countries involved in this match

Date	Competition	Stage	Home	Away	Result	Venue
07/12/2010	UCL	GS	SV Werder Bremen	FC Internazionale Milano	3-0	Bremen
18/10/2011	UCL	GS	Real Madrid CF	Olympique Lyonnais	4-0	Madrid
22/02/2012	UCL	R16	Olympique de Marseille	FC Internazionale Milano	1-0	Marseille
20/11/2012	UCL	GS	Juventus	Chelsea FC	3-0	Turin
20/08/2013	UCL	PO	PSV Eindhoven	AC Milan	1-1	Eindhoven

Other matches involving teams from either of the two countries involved in this match

Date	Competition	Stage	Home	Away	Result	Venue
16/07/2007	U19	GS-FT	France	Serbia	5-2	Ried-innkreis
01/10/2009	UEL	GS	Valencia CF	Genoa CFC	3-2	Valencia
25/02/2010	UEL	R32	Olympique de Marseille	FC København	3-1	Marseille
19/08/2010	UEL	PO	SK Sturm Graz	Juventus	1-2	Graz
12/10/2010	U21	PO	Belarus	Italy	3-0	Borisov
24/02/2011	UEL	R32	Villarreal CF	SSC Napoli	2-1	Villarreal
18/06/2012	EURO	GS-FT	Italy	Republic of Ireland	2-0	Poznan
06/02/2013	FRIE.	R1	Netherlands	Italy	1-1	Amsterdam

Fixtures and results

Exception in

[/mediaservices/presskits/uefachampionsleague/season=2014/round=2000479/day=3/session=1/match=2011802/cha

Slot []

ExceptionInfo [Error executing child request for /code/PressKits/fixturesAndResults.aspx.]

Inner Exception [Exception of type 'System.Web.HttpUnhandledException' was thrown.]

Match-by-match lineups

Exception in

[/mediaservices/presskits/uefachampionsleague/season=2014/round=2000479/day=3/session=1/match=2011802/cha

Slot []

ExceptionInfo [Error executing child request for /code/PressKits/matchByMatch.aspx.]

Inner Exception [Exception of type 'System.Web.HttpUnhandledException' was thrown.]

Group Standings

Competition facts

UEFA Champions League final: Did you know?

- Spain are the most successful nation with seven triumphs, one more than Italy. Spain's wins – 1998, 2000, 2002, 2006, 2009, 2011 and 2014 – came from 11 final dates while Italy were victorious in 1994, 1996, 2003, 2007 and 2010 from their 11 appearances. England emerged victorious in 1999, 2005, 2008 and 2012 and were losing finalists in 2006, 2007, 2008, 2009 and 2011 while Germany were winners in 1997, 2001 and 2013 and runners-up in 1999, 2002, 2010, 2012 and 2013.
- No team has played in more finals than AC Milan, who made their sixth appearance in 2007. Real Madrid CF, however have four final victories (1998, 2000, 2002, 2014), one more than both AC Milan (1994, 2003, 2007) and FC Barcelona (2006, 2009, 2011).
- With 26, Italy has the most appearances per nation in all-time European Cup finals – of those 12 have ended in victory and 14 in defeat. Spain has recorded 14 wins from 24 final appearances; England has 12 wins from 19 final appearances, with Germany on 17 appearances, (seven wins), Portugal nine (four wins) and the Netherlands eight (six wins).
- There have been five finals between teams from the same country. In 2000 Real Madrid beat Valencia CF 3-0 at the Stade de France; three years later Milan defeated Juventus on penalties at Old Trafford; in 2008 Manchester United overcame Chelsea FC in Moscow, also on spot kicks; in 2013 FC Bayern München beat Borussia Dortmund 2-1 at Wembley and in 2014 Real Madrid overcame Club Atlético de Madrid 4-1 after extra time in Lisbon in the first European final between teams from the same city.
- In the previous 22 UEFA Champions League finals, there have been 16 outright wins and six matches decided on shoot-outs. A total of 59 goals have been scored with the most common results being 2-1, which has happened on five occasions; there have been four 1-1 draws, and three finals have finished 1-0.
- Sixteen European Cup finals have gone to extra time, including the 2014 decider. The finals of 1958, 1968, 1970, 1992 and 2014 were decided in the additional period, while the 1974 showpiece between Bayern and Club Atlético de Madrid ended 1-1 after 120 minutes with Bayern winning a replay. The other ten finals were settled by a penalty shoot-out after extra time: in 1984, 1986, 1988, 1991, 1996, 2001, 2003, 2005, 2008 and 2012 when Chelsea defeated Bayern 4-3 in the shoot-out after a 1-1 draw.
- Milan's 4-0 win against FC Barcelona in the 1994 final remains the biggest winning margin and the Rossoneri were also involved in the highest scoring showpiece when they shared six goals with Liverpool in 2005 before penalties. In terms of the European Cup, Madrid's 7-3 defeat of Eintracht Frankfurt in 1960 remains the most impressive while Bayern (1974 v Club Atlético de Madrid) and Milan (1989 v FC Steaua Bucureşti) also recorded 4-0 successes.
- No player has scored a hat-trick in a UEFA Champions League final. Daniele Massaro (Milan 1994), Karl-Heinz Riedle (Borussia Dortmund 1997), Hernán Crespo (Milan 2005), Filippo Inzaghi (Milan 2007) and Diego Milito (FC Internazionale Milano 2010) all struck twice. In European Cup terms, Ferenc Puskás scored four goals in Madrid's 7-3 defeat of Eintracht Frankfurt in 1960, when Alfredo di Stéfano found the net three times; Puskás scored another final hat-trick in 1962 with Pierino Prati (Milan 1969) the only other player to have managed a final hat-trick.
- Only Raúl González (Madrid 2000 and 2002), Samuel Eto'o (Barcelona 2006 and 2009), Lionel Messi (Barcelona 2009 and 2011) and Cristiano Ronaldo (Manchester United FC 2008, Real Madrid CF 2014) have scored in two UEFA Champions League finals – part of an exclusive club of 17 players to have found the net in more than one European Cup showpiece. Di Stéfano and Puskás lead the list having each scored seven goals for Madrid.
- Paolo Maldini's goal 51 seconds into the 2005 showpiece is the fastest in a UEFA Champions League final.
- Jens Lehmann (2006) and Didier Drogba (2008) are the only players to be dismissed in a European Cup final.
- Clarence Seedorf is the only player to win the European Cup with three clubs (AFC Ajax 1995, Real Madrid 1998, Milan 2003, 2007). Bob Paisley (Liverpool 1977, 1978, 1981) was the first coach to win three times, a feat Carlo Ancelotti (Milan 2003, 2007, Real Madrid 2014) equalled.
- In 2014 Ancelotti also became the fifth coach to win the trophy with two clubs; Ottmar Hitzfeld (Dortmund 1997, Bayern 2001), Ernst Happel (Feyenoord 1970, Hamburger SV 1983), José Mourinho (FC Porto 2004, FC Internazionale Milano 2010) and Jupp Heynckes (Real Madrid 1998, Bayern 2013) had previously achieved the feat.
- Only two teams have ever won the UEFA Champions League on home soil: Dortmund (1997, final in Munich) and Juventus (1996, final in Rome), while Manchester United lost the 2011 final in London and 12 months later Bayern were beaten in the showpiece in their own stadium, the Fußball Arena München.
- No team has successfully defended the UEFA Champions League trophy with Milan (1989, 1990) the last club to win consecutive European Cups. Milan (1994, 1995), Ajax (1995, 1996), Juventus (1996, 1997) and Manchester United

(2008, 2009) have all returned to the final as holders only to lose.

Team facts

Olympique de Marseille

Formed: 1899

Nicknames: Les Olympiens (The Olympians), Les Phocéens (The Phocians), OM

UEFA club competition honours (runners-up in brackets)

- European Cup (1): (1991), 1993
- UEFA Cup: (1999), (2004)
- UEFA Intertoto Cup (1): 2005

Domestic honours (most recent triumph in brackets)

League title: 9 (2010)

French Cup: 10 (1989)

League Cup: 3 (2012)

Ten-year European record (UEFA Champions League unless indicated otherwise)

2013/14: group stage

2012/13: UEFA Europa League group stage

2011/12: quarter-finals

2010/11: round of 16

2009/10: UEFA Europa League round of 16 (having transferred from UEFA Champions League group stage)

2008/09: UEFA Cup quarter-finals (having transferred from UEFA Champions League group stage)

2007/08: UEFA Cup round of 16 (having transferred from UEFA Champions League group stage)

2006/07: UEFA Cup first round (having qualified as UEFA Intertoto Cup winners)

2005/06: UEFA Cup round of 16 (having qualified as UEFA Intertoto Cup winners)

2004/05: did not take part in UEFA club competition

Records

UEFA club competition

- Biggest home win

7-1: Marseille v US Luxembourg

03/10/73, UEFA Cup first round second leg

6-0: Marseille v PFC CSKA Moskva

17/03/93, UEFA Champions League group stage

- Biggest away win

0-7: MŠK Žilina v Marseille

03/11/10, UEFA Champions League group stage

- Heaviest home defeat

0-4: Marseille v Liverpool FC

11/12/07, UEFA Champions League group stage

- Heaviest away defeat

6-0: 1. FC Köln v Marseille

06/11/73, UEFA Cup second round second leg

UEFA Champions League (group stage to final only)

- Biggest home win

6-0: Marseille v PFC CSKA Moskva (see above for details)

- Biggest away win

0-7: MŠK Žilina v Marseille (see above for details)

- Heaviest home defeat

0-4: Marseille v Liverpool FC (see above for details)

- Heaviest away defeat

5-1: SS Lazio v Marseille

14/03/00, second group stage

SSC Napoli

Formed: 1926

Nickname: Partenopei (a reference to Parthenope, one of the Sirens of Greek mythology)

UEFA club competition honours (runners-up in brackets)

- UEFA Cup (1): 1989

Domestic honours (most recent triumph in brackets)

League title: 2 (1990)

Italian Cup: 4 (2012)

Ten-year European record (UEFA Champions League unless indicated otherwise)

2012/13: UEFA Europa League round of 32

2011/12: round of 16

2010/11: UEFA Europa League round of 32

2009/10: did not take part in UEFA club competition

2008/09: UEFA Cup first round (having qualified as UEFA Intertoto Cup winners)

2007/08: did not take part in UEFA club competition

2006/07: did not take part in UEFA club competition

2005/06: did not take part in UEFA club competition

2004/05: did not take part in UEFA club competition

2003/04: did not take part in UEFA club competition

Records

UEFA club competition

- Biggest home win

5-0: Napoli v KF Vllaznia

28/08/08, UEFA Cup second qualifying round second leg

- Biggest away win

1-5: Valencia CF v Napoli

16/09/92, UEFA Cup first round first leg

- Heaviest home defeat

0-3: Napoli v FC Viktoria Plzeň

14/02/13, UEFA Europa League round of 32 first leg

- Heaviest away defeat

5-1: SV Werder Bremen v Napoli

06/12/89, UEFA Cup third round second leg

UEFA Champions League (group stage to final)

- Biggest home win

3-1: Napoli v Chelsea FC

21/02/12, round of 16 first leg

2-0: Napoli v Arsenal FC

11/12/13, group stage

2-0: Napoli v Villarreal CF

27/09/11, group stage

- Biggest away win

0-2: Villarreal CF v Napoli

07/12/11, group stage

- Heaviest home defeat

N/A

- Heaviest away defeat

4-1: Chelsea FC v Napoli (aet)

14/03/12, round of 16 second leg

Legend

ALL-TIME STATISTICS

The all-time record of the competing clubs in UEFA club competition.

UEFA club competition: These are the official statistics considered valid for communicating official records in UEFA club competition defined as European Champion Clubs' Cup, UEFA Champions League, UEFA Europa League, UEFA Cup Winner's Cup UEFA Super Cup, UEFA Intertoto Cup and European/South American Cup. Matches in the Inter-Cities Fairs Cup and the 1972 Super Cup are not included as they were not held under UEFA auspices, while the FIFA Club World Cup is excluded.

Match officials

UCL: Total matches officiated in the UEFA Champions League from 1992/93 season, group stage to final only. Matches where the official has acted as the fourth official are not included in these statistics. These are the official statistics considered valid for communicating official records.

UEFA: Total matches officiated in UEFA club competition including all qualifying round matches. Matches where the official has acted as the fourth official are not included in these statistics. These are the official statistics considered valid for communicating official records.

Competitions

Club competitions

UCL: UEFA Champions League
ECCC: European Champion Clubs' Cup
UEL: UEFA Europa League
UCUP: UEFA Cup
UCWC: UEFA Cup Winners' Cup
SCUP: UEFA Super Cup
UIC: UEFA Intertoto Cup
ICF: Inter-Cities Fairs Cup

National team competitions

EURO: UEFA European Football Championship
WC: FIFA World Cup
CONFCUP: FIFA Confederations Cup
FRIE: Friendly internationals
U21FRIE: Under-21 friendly internationals
U21: UEFA European Under-21 Championship
U17: UEFA Under-17 Championship
U16: UEFA European Under-16 Championship
U19: UEFA Under-19 Championship
U18: UEFA European Under-18 Championship
WWC: FIFA Women's World Cup
WEURO: UEFA European Women's Championship

Competition stages

F: Final
GS1: First group stage
3QR: Third qualifying round
R2: Second round
R4: Fourth round
SF: Semi-finals
R16: round of 16
R32: Round of 32
1st: first leg

2nd: second leg
PO: Play-off
Rep: Replay
PO - FT: Play-off for Final Tournament

GS: Group stage
GS2: Second group stage
R1: First round
R3: Third round
PR: Preliminary round
QF: Quarter-finals
QR: Qualifying round
1QR: First qualifying round
2QR: Second qualifying round
FT: Final tournament
ELITE: Elite round
3rdPO: Third-place play-off
GS-FT: Group stage – final tournament

Other abbreviations

(aet): After extra time
No.: Number
ag: Match decided on away goals
Pld: Matches played
Pos.: Position
Pts: Points
R: Sent off (straight red card)
Res.: Result
sg: Match decided by silver goal
GF: Goals for
gg: Match decided by golden goal
Y/R: Sent off (two yellow cards)
f: Match forfeited

pens: Penalties
og: Own goal
P: Penalty
agg: Aggregate
AP: Appearances
Comp.: Competition
D: Drawn
DoB: Date of birth
ET: Extra Time
GA: Goals against
t: Match decided by toss of a coin
W: Won
Y: Booked
L: Lost
Nat.: Nationality
N/A: Not applicable

Statistics

-: Denotes player substituted
***:** Denotes player sent off

+: Denotes player introduced
+/-: Denotes player introduced and substituted

Squad list

D: Disciplinary

*: Misses next match if booked

S: Suspended

UCLQ: Current season total UEFA Champions League appearances in the qualifying rounds and play-offs only

UCL: Current season total UEFA Champions League appearances from group stage onwards prior to current matchday

UCL: Total appearances in the UEFA Champions League from 1992/93 season, group stage to final only

UEFA: All-time total appearances in UEFA club competition including qualifying

Disclaimer: Although UEFA has taken all reasonable care that the information contained within this document is accurate at the time of publication, no representation or guarantee (including liability towards third parties), expressed or implied, is made as to its accuracy, reliability or completeness. Therefore, UEFA assumes no liability for the use or interpretation of information contained herein. More information can be found in the competition regulations available on UEFA.com.

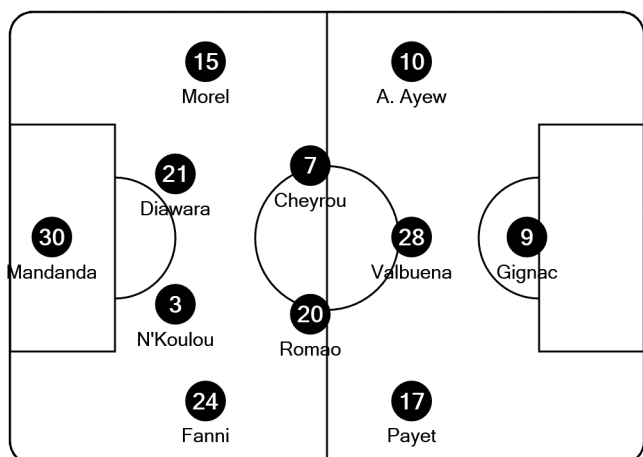
Tactical lineups

Matchday 3 - Tuesday 22 October 2013

Group F - Stade Vélodrome - Marseille

Olympique de Marseille

- © 30 Steve Mandanda (GK)
- 3* Nicolas N'Koulou
- 7 Benoît Cheyrou
- 9 André-Pierre Gignac
- 10 André Ayew
- 15 Jérémy Morel
- 17 Dimitri Payet
- 20 Alaixys Romao
- 21 Souleymane Diawara
- 24 Rod Fanni
- 28 Mathieu Valbuena



- 16 Brice Samba (GK)
- 2 Kassim Abdallah
- 11 Jordan Ayew
- 13 Mario Lemina
- 14 Florian Thauvin
- 23 Benjamin Mendy
- 25 Giannelli Imbula

Coach:

Élie Baup

Referee:

Cüneyt Çakır (TUR)

Fourth official:

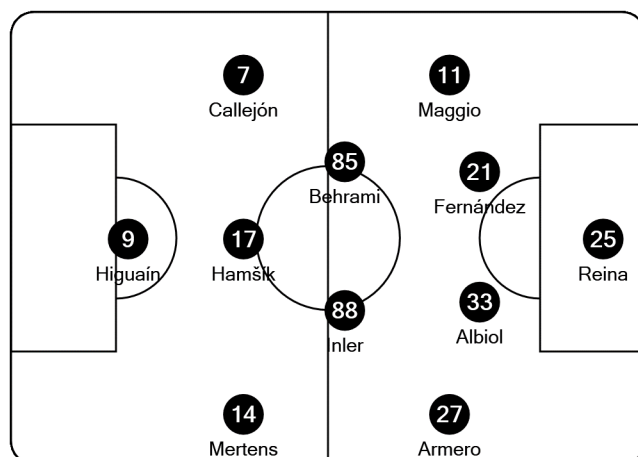
Mustafa Eyisoy (TUR)

UEFA delegate:

Rudolf Repka (CZE)

SSC Napoli

- 25 Pepe Reina (GK)
- 7 José Callejón
- 9 Gonzalo Higuaín
- 11 Christian Maggio
- 14 Dries Mertens
- © 17 Marek Hamšík
- 21 Federico Fernández
- 27 Pablo Armero
- 33 Raúl Albiol
- 85 Valon Behrami
- 88 Gökhan Inler



- 1 Rafael Cabral (GK)
- 16 Giandomenico Mesto
- 19 Goran Pandev
- 20 Blerim Dzemaili
- 24 Lorenzo Insigne
- 28 Paolo Cannavaro
- 91 Duván Zapata

Coach:

Rafael Benítez

Assistant referees:

Bahattin Duran (TUR)

Tarik Ongun (TUR)

Additional assistant referees:

Hüseyin Göçek (TUR)

Barış Şimşek (TUR)

Weather Conditions: Partly Cloudy Night / Temperature: 21°C / Humidity: 79%

© Captain

(GK) Goalkeeper

(* Misses next match if booked)

19:39:12CET
22 Oct 2013

Half-time report

Matchday 3 - Tuesday 22 October 2013

Group F - Stade Vélodrome - Marseille

Olympique de Marseille

SSC Napoli

0

20.45CET



1

© 30 Steve Mandanda (GK)
 3* Nicolas N'Koulou
 7 Benoît Cheyrou
 9 André-Pierre Gignac
 10 André Ayew
 15 Jérémy Morel
 17 Dimitri Payet
 20 Alaixys Romao
 21 Souleymane Diawara
 24 Rod Fanni
 28 Mathieu Valbuena
 16 Brice Samba (GK)
 2 Kassim Abdallah
 11 Jordan Ayew
 13 Mario Lemina
 14 Florian Thauvin
 23 Benjamin Mendy
 25 Giannelli Imbula

Coach:
Élie Baup

25 Pepe Reina (GK)
 7 José Callejón
 9 Gonzalo Higuain
 11 Christian Maggio
 14 Dries Mertens
 © 17 Marek Hamšík
 21 Federico Fernández
 27 Pablo Armero
 33 Raúl Albiol
 85 Valon Behrami
 88 Gökhan Inler
 1 Rafael Cabral (GK)
 16 Giandomenico Mesto
 19 Goran Pandev
 20 Blerim Dzemaili
 24 Lorenzo Insigne
 28 Paolo Cannavaro
 91 Duván Zapata

Coach:
Rafael Benítez

Attempts total	5
Attempts on target	2
Saves	1
Corners	3
Offsides	1
Fouls Committed	7
Fouls Suffered	3
Free kicks to goal	0
Possession	45%
Ball in play	14'20"
Total ball in play	31'55"

Attempts total	6
Attempts on target	3
Saves	2
Corners	1
Offsides	3
Fouls Committed	3
Fouls Suffered	7
Free kicks to goal	1
Possession	55%
Ball in play	17'35"
Total ball in play	31'55"

Referee:
Cüneyt Çakır (TUR)
 Assistant referees:
Bahattin Duran (TUR)
Tarik Ongun (TUR)
 Additional assistant referees:
Hüseyin Gökçek (TUR)
Barış Şimşek (TUR)

42' 7 José Callejón
 7 Benoît Cheyrou (Y) 44'
 45'
 17 Dimitri Payet (Y) 1'02"

Fourth official:
Mustafa Eyisoy (TUR)
 UEFA delegate:
Rudolf Repka (CZE)

Full-time report

Matchday 3 - Tuesday 22 October 2013

Group F - Stade Vélodrome - Marseille

Olympique de Marseille

SSC Napoli

1
(0)
half time

20.45CET

2
(1)
half time

- © 30 Steve Mandanda (GK)
 3* Nicolas N'Koulou
 7 Benoît Cheyrou
 9 André-Pierre Gignac
 10 André Ayew
 15 Jérémy Morel
 17 Dimitri Payet
 20 Alaixys Romao
 21 Souleymane Diawara
 24 Rod Fanni
 28 Mathieu Valbuena
 16 Brice Samba (GK)
 2 Kassim Abdallah
 11 Jordan Ayew
 13 Mario Lemina
 14 Florian Thauvin
 23 Benjamin Mendy
 25 Giannelli Imbula

Coach:
Élie Baup

	Half	Full
Attempts total	5	9
Attempts on target	2	3
Saves	1	2
Corners	3	4
Offsides	1	3
Fouls Committed	7	15
Fouls Suffered	3	9
Free kicks to goal	0	0
Possession	45%	52%
Ball in play	14'22"	33'01"
Total ball in play	31'57"	63'18"

Referee:

Cüneyt Çakır (TUR)

Assistant referees:

Bahattin Duran (TUR)

Tarik Ongun (TUR)

Additional assistant referees:

Hüseyin Göçek (TUR)

Barış Şimşek (TUR)

- 7 Benoît Cheyrou (Y) 44'
 42' 7 José Callejón
 45'
 17 Dimitri Payet (Y) 1'02"

- 2 Kassim Abdallah (in) (S) 53'
 24 Rod Fanni (out) (S)
 58' (S) (in) 91 Duván Zapata
 9 Gonzalo Higuaín (out)
 67' 91 Duván Zapata
 14 Florian Thauvin (in) (S) 71'
 17 Dimitri Payet (out) (S)
 76' (S) (in) 16 Giandomenico Mesto
 9 André-Pierre Gignac (out) (S) 77'
 14 Dries Mertens (out)
 83' (S) (in) 24 Lorenzo Insigne
 17 Marek Hamšík (out)
 10 André Ayew (S) 86'
 11 Jordan Ayew (Y) 88'
 90'
 3'12"

- 25 Pepe Reina (GK)
 7 José Callejón
 9 Gonzalo Higuaín
 11 Christian Maggio
 14 Dries Mertens
 © 17 Marek Hamšík
 21 Federico Fernández
 27 Pablo Armero
 33 Raúl Albiol
 85 Valon Behrami
 88 Gökhan Inler
 1 Rafael Cabral (GK)
 16 Giandomenico Mesto
 19 Goran Pandev
 20 Blerim Dzemaili
 24 Lorenzo Insigne
 28 Paolo Cannavaro
 91 Duván Zapata

Coach:
Rafael Benítez

	Half	Full
Attempts total	6	10
Attempts on target	3	5
Saves	2	2
Corners	1	4
Offsides	3	4
Fouls Committed	3	9
Fouls Suffered	7	14
Free kicks to goal	1	1
Possession	55%	48%
Ball in play	17'35"	30'17"
Total ball in play	31'57"	63'18"

Fourth official:

Mustafa Eyisoy (TUR)

UEFA delegate:

Rudolf Repka (CZE)

Attendance: 39.790

Goal (Y) Booked (R) Sent off (S) Substitution (P) Penalty (O) Own goal (C) Captain (GK) Goalkeeper (*) Misses next match if booked

00:26:45CET
23 Oct 2013

Player Summary Statistics

Matchday 3 - Tuesday 22 October 2013

Group F - Stade Vélodrome - Marseille

Olympique de Marseille

1 - 2

SSC Napoli



		M	G	T	P	B	W	FC	FS	O	Y	R
Steve Mandanda	30	94'14"										
Nicolas N'Koulou	3	94'14"							1			
Benoît Cheyrou	7	94'14"					3	4	1		1	
André-Pierre Gignac	9	77'03"					1	1		3		
André Ayew	10	94'14"	1	1				1	3			
Jérémy Morel	15	94'14"							1			
Dimitri Payet	17	71'05"					2	2			1	
Alaixys Romao	20	94'14"						3				
Souleymane Diawara	21	94'14"		1				1				
Rod Fanni	24	53'12"							1			
Mathieu Valbuena	28	94'14"		1				2	1			
Brice Samba	16											
Kassim Abdallah	2	41'02"										
Jordan Ayew	11	17'11"						1			1	
Mario Lemina	13											
Florian Thauvin	14	23'09"							1			
Benjamin Mendy	23											
Giannelli Imbula	25											



		M	G	T	P	B	W	FC	FS	O	Y	R
	25	94'14"										
	7	94'14"	1	2			1		3	1		
	9	58'35"					1		1	1		
	11	94'14"						2	2	1		
	14	76'51"		1			1	1	1			
	17	83'58"							1			
	21	94'14"										
	27	94'14"					1			1		
	33	94'14"										
	85	94'14"						2	3			
	88	94'14"		1			1	2	2			
	1											
	16	17'23"						1				
	19											
	20											
	24	10'16"										
	28											
	91	35'39"	1	1				1	1			

25 Pepe Reina
7 José Callejón
9 Gonzalo Higuaín
11 Christian Maggio
14 Dries Mertens
17 Marek Hamšík
21 Federico Fernández
27 Pablo Armero
33 Raúl Albiol
85 Valon Behrami
88 Gökhan Inler
1 Rafael Cabral
16 Giandomenico Mesto
19 Goran Pandev
20 Blerim Dzemaili
24 Lorenzo Insigne
28 Paolo Cannavaro
91 Duván Zapata

M Minutes played
B Attempts hitting bar
O Offsides

G Goals scored
W Other attempts off target
Y Yellow cards

T Attempts on target
FC Fouls committed
R Red cards

P Attempts hitting post
FS Fouls suffered

00:26:50CET
23 Oct 2013

Team statistics: Full time


Matchday 3 - Tuesday 22 October 2013


Group F - Stade Vélodrome - Marseille


Olympique de Marseille

1 – 2

SSC Napoli

86'  André Ayew

42'  José Callejón

67'  Duván Zapata

	First half		Second half		Total		Season average			Season high		
	Marseille	Napoli	Marseille	Napoli	Marseille	Napoli	Marseille	Napoli	All	Marseille	Napoli	All
Scoring situations												
Goals scored	0	1	1	1	1	2	0.67	1.33	1.49	1	2	6
open play	0	1	1	1	1	2	0.33	1	1.27	1	2	6
penalty	0	0	0	0	0	0	0.33	0	0.07	1	0	1
direct from free-kick	0	0	0	0	0	0	0	0.33	0.11	0	1	2
Total attempts	5	6	5	4	10	10	11	12	12.22	16	14	27
on target	2	3	2	2	4	5	5.67	6	7.04	9	9	15
off target	3	3	3	2	6	5	5.33	6	5.18	7	8	14
Assists	0	1	1	1	1	2	0.33	1	1.21	1	2	6
Corners	3	1	1	3	4	4	3.67	5	4.9	7	8	16
Offsides	1	3	2	1	3	4	2.33	2.33	2.4	4	4	8
Saves	1	2	1	0	2	2	4.33	3.33	3.09	8	5	9
Time & distance												
Total time played (minutes)	46'02"		48'12"		94'14"							
Ball possession	45%	55%	60%	40%	52%	48%						
Distance covered (metres)	53309	57351	55698	58012	109007	115363	108585	114421	113477	110254	118418	126344
Discipline												
Yellow cards	2	0	1	0	3	0	2.33	1	1.78	3	3	5
Red cards	0	0	0	0	0	0	0	0	0.07	0	0	1
Fouls committed	7	3	8	6	15	9	11.33	13.33	13.35	15	17	22
Passing & solo runs												
Passes attempted	247	313	314	224	561	537	506.33	537.67	543.44	561	606	930
Long	38	48	45	41	83	89	79.67	73.67	77.95	90	89	123
Medium	143	191	196	122	339	313	308.67	324.33	337.17	344	344	658
Short	66	74	73	61	139	135	118	139.67	128.32	141	181	252
Passes completed	170	239	236	145	406	384	365	408	414.13	420	465	828
Long	19	33	27	16	46	49	47	46.33	48.44	55	49	90
Medium	113	151	157	89	270	240	237.33	261	272.14	273	281	608
Short	38	55	52	40	90	95	80.67	100.67	93.55	107	135	221
Passes completion rate	69%	76%	75%	65%	72%	72%	72%	76%	76%	75%	77%	89%
Long	50%	69%	60%	39%	55%	55%	59%	63%	62%	61%	55%	73%
Medium	79%	79%	80%	73%	80%	77%	77%	80%	81%	79%	82%	92%
Short	58%	74%	71%	66%	65%	70%	68%	72%	73%	76%	75%	88%
Delivery/solo runs	23	29	46	18	69	47	66.33	59.33	68.89	89	66	157
into the attacking third	17	21	27	14	44	35	45	41.67	46.86	55	47	103
into the key area	5	12	13	9	18	21	23.67	25.67	29.28	30	31	81
into the penalty area	6	7	13	2	19	9	12	10.33	12.61	19	15	39

Passing distribution

Matchday 3 - Tuesday 22 October 2013

Group F - Stade Vélodrome - Marseille

Olympique de Marseille

1 - 2

SSC Napoli



From	TP	To													Long		Medium		Short		Total				
		30	3	7	9	10	15	17	20	21	24	28	2	11	14	PC	PA	PC	PA	PC	PA	PC	PA	%	
Steve Mandanda	30	94'14"		6	1	2	4	1	3	2	5	3	-	2	-	1	14	26	16	16	0	0	30	42	71%
Nicolas N'Koulou	3	94'14"	6		2	-	2	1	1	4	10	7	3	5	1	-	5	7	30	34	7	8	42	49	86%
Benoît Cheyrou	7	94'14"	-	1		3	4	10	2	-	1	-	11	4	1	2	9	16	22	24	8	11	39	51	76%
André-Pierre Gignac	9	77'03"	-	1	2		1	1	2	1	-	-	3	-	-	1	0	2	6	8	6	10	12	20	60%
André Ayew	10	94'14"	-	-	9	3		4	3	1	2	-	12	-	-	0	2	22	35	12	20	34	57	60%	
Jérémy Morel	15	94'14"	-	1	7	6	12		5	3	6	-	8	-	-	3	6	33	45	13	18	49	69	71%	
Dimitri Payet	17	71'05"	-	-	4	1	3	4		3	-	5	4	1	-	0	2	17	22	8	11	25	35	71%	
Alaixys Romao	20	94'14"	-	2	2	-	7	2	5		2	3	6	1	-	4	5	21	25	6	9	31	39	79%	
Souleymane Diawara	21	94'14"	5	7	7	2	4	4	1	6		1	3	1	1	5	5	33	37	5	8	43	50	86%	
Rod Fanni	24	53'12"	-	7	4	2	1	-	3	-	1		3	-	-	2	3	17	19	2	4	21	26	81%	
Mathieu Valbuena	28	94'14"	-	-	3	1	10	5	10	1	1	-		2	2	1	6	25	37	10	22	36	65	55%	
Kassim Abdallah	2	41'02"	1	4	5	1	2	2	1	2	-	-	2		1	3	3	18	25	7	9	28	37	76%	
Jordan Ayew	11	17'11"	-	-	2	-	1	-	-	-	-	-	-		1	0	0	2	2	2	3	4	5	80%	
Florian Thauvin	14	23'09"	-	1	2	-	2	-	-	1	-	-	-	4	2	0	0	8	10	4	6	12	16	75%	
Total passes received:			12	30	50	21	53	34	36	24	28	19	55	20	8	46	83	270	339	90	139	406	561	72%	



From	TP	To													Long		Medium		Short		Total				
		25	7	9	11	14	17	21	27	33	85	88	16	24	91	PC	PA	PC	PA	PC	PA	PC	PA	%	
Pepe Reina	25	94'14"		2	3	3	1	1	5	2	5	1	1	-	1	1	13	23	13	15	0	0	26	38	68%
José Callejón	7	94'14"	-		4	4	4	4	-	1	2	5	10	-	-	3	3	20	27	11	15	34	45	76%	
Gonzalo Higuaín	9	58'35"	-	3		-	1	2	-	-	-	1	-	-	-	1	2	4	7	2	3	7	12	58%	
Christian Maggio	11	94'14"	2	7	-	-	-	5	1	-	3	1	-	1	-	2	4	16	24	7	12	25	40	62%	
Dries Mertens	14	76'51"	-	6	2	-		7	-	6	1	2	3	-	-	5	7	14	20	9	15	28	42	67%	
Marek Hamšík	17	83'58"	-	3	-	3	5		-	6	1	7	8	-	-	2	5	22	28	10	15	34	48	71%	
Federico Fernández	21	94'14"	3	4	4	1	1	2		-	5	5	8	-	-	6	13	21	29	6	9	33	51	65%	
Pablo Armero	27	94'14"	-	2	-	-	6	9	-		3	4	10	-	3	0	4	20	26	18	23	38	53	72%	
Raúl Albiol	33	94'14"	5	3	-	3	2	3	12	3		3	6	1	1	4	4	34	40	4	5	42	49	86%	
Valon Behrami	85	94'14"	-	7	1	4	4	4	9	4	2		10	-	-	2	3	23	30	21	24	46	57	81%	
Gökhan Inler	88	94'14"	2	5	1	6	9	5	4	6	9	11		1	1	10	15	45	53	6	10	61	78	78%	
Giandomenico Mesto	16	17'23"	-	-	-	-	-	-	1	-	1	1		-	1	0	3	3	4	1	2	4	9	44%	
Lorenzo Insigne	24	10'16"	-	-	-	-	-	-	2	-	-	1	1		-	1	1	3	4	0	0	4	5	80%	
Duván Zapata	91	35'39"	-	1	-	-	-	-	-	-	-	-	-	1	-	0	2	2	6	0	2	2	10	20%	
Total passes received:			12	43	15	24	33	42	35	32	28	42	60	4	7	49	89	240	313	95	135	384	537	72%	

TP: Time played

PA: Passes attempted

PC: Passes completed

%: Passing success percentage

00:53:52CET
23 Oct 2013

Tactical lineups: Full time
Matchday 3 - Tuesday 22 October 2013
Group F - Stade Vélodrome - Marseille

Olympique de Marseille 1 - 2 SSC Napoli

53' (In) 2 Abdallah / (Out) 24 Fanni
 71' (In) 14 Thauvin / (Out) 17 Payet
 77' (In) 11 J. Ayew / (Out) 9 Gignac

58' (In) 91 Zapata / (Out) 9 Higuain
 76' (In) 16 Mesto / (Out) 14 Mertens
 83' (In) 24 Insigne / (Out) 17 Hamšik

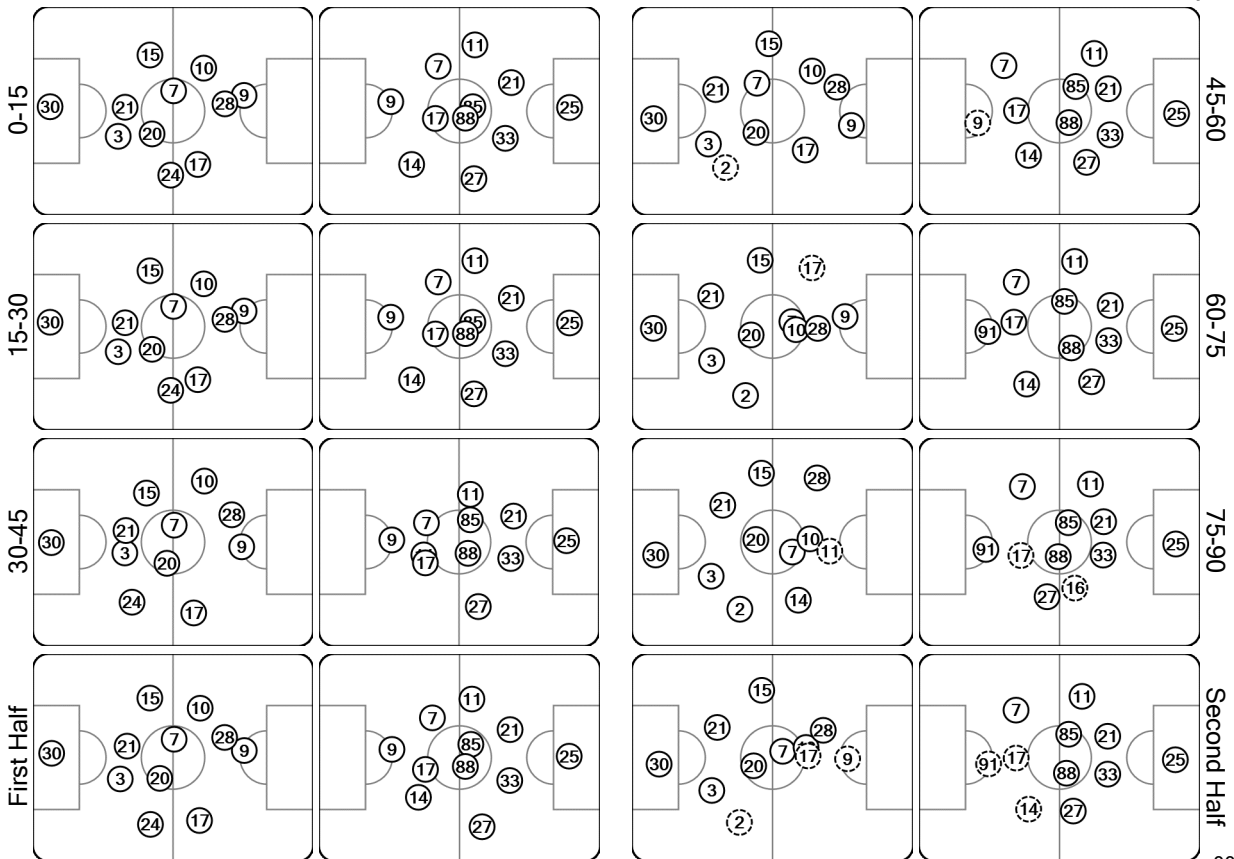
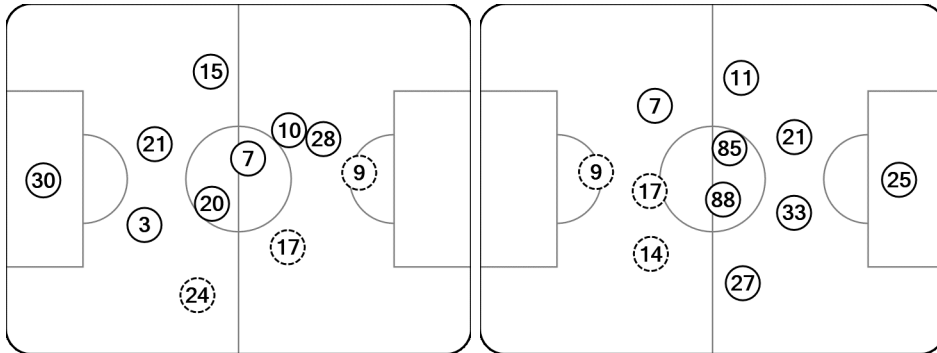
Total time played: 94'14"
 52% - 33'01" Ball possession 48% - 30'17"

Actual formation

Direction of play --> <-- Direction of play

- Mandanda 30
- N'Koulou 3
- Cheyrou 7
- Gignac 9
- Ayew 10
- Morel 15
- Payet 17
- Romao 20
- Diawara 21
- Fanni 24
- Valbuena 28
- Abdallah 2
- Ayew 11
- Thauvin 14

- 25 Reina
- 7 Callejón
- 9 Higuain
- 11 Maggio
- 14 Mertens
- 17 Hamšik
- 21 Fernández
- 27 Armero
- 33 Albiol
- 85 Behrami
- 88 Inler
- 16 Mesto
- 24 Insigne
- 91 Zapata



○ did not play the entire match (S) substitution (R) sent off

00:27:01 CET
 23 Oct 2013