

UEFA CHAMPIONS LEAGUE - 2013/14 SEASON MATCH PRESS KITS



Olympiacos FC

**Stadio Georgios Karaiskakis -
Piraeus**

Tuesday 5 November 2013
20.45CET (21.45 local time)
Group C - Matchday 4



SL Benfica

Last updated 03/09/2014 17:00CET

UEFA CHAMPIONS LEAGUE OFFICIAL SPONSORS



Previous meetings	2
Match background	3
Match facts	5
Squad list	6
Head coach	7
Match officials	8
Fixtures and results	10
Match-by-match lineups	11
Group Standings	12
Competition facts	13
Team facts	15
Legend	17

Previous meetings

Exception in
[/[mediaservices/presskits/uefachampionsleague/season=2014/round=2000479/day=4/session=1/match=2011820/cha](#)

Slot []

ExceptionInfo [Error executing child request for /code/PressKits/prevMeetings.aspx.]

Inner Exception [Exception of type 'System.Web.HttpUnhandledException' was thrown.]

Match background

Olympiacos FC will be hoping for a repeat of their last home game with SL Benfica when the sides meet again in Piraeus having played out a 1-1 draw in Portugal on matchday three.

- That kept the teams level on four points in Group C. The Greek champions went down 4-1 at home to Paris Saint-Germain FC on matchday one before winning 3-0 away against RSC Anderlecht courtesy of Kostas Mitroglou's hat-trick. Benfica began with a 2-0 home victory over Anderlecht and then lost 3-0 away to PSG.

Previous meetings

- The sides met in Piraeus in the 2008/09 UEFA Cup group stage when Olympiacos won 5-1. They took an early 3-0 lead with goals from Luciano Galletti (1), Christos Patsatzoglou (17) and Diogo (24) and led 4-1 at half-time after David Luiz (33) had pulled one back and Fernando Belluschi (44) had restored the three-goal difference. Diogo (53) completed the scoring.

- Maxi Pereira and Rúben Amorim both featured for Benfica with Óscar Cardozo on the bench and Avraam Papadopoulos in the home team.

- The teams on duty at the Georgios Karaiskakis Stadium on 27 November 2008 were:

Olympiacos: Nikopolidis, Patsatzoglou, Domi, Galletti (Leto 59), Santo (Kovačević 69), P Djordjević, Antzas, Dudu, Papadopoulos, Belluschi (Óscar González 76), Pantos.

Benfica: Quim, Reyes, Maxi Pereira, David Luiz, Rúben Amorim (Javier Balboa 59), Binya, Jorge Ribeiro, Yebda (Carlos Martins 76), Sidnei, Suazo, Nuno Gomes (Urreta 56).

- It was the first time the sides had met in 25 years. In the 1973/74 European Champion Clubs' Cup first round, Benfica enjoyed 1-0 wins home and away while the overall score was 3-1 in the Portuguese side's favour in a 1983/84 second-round tie in the same competition. Olympiacos won 1-0 in Greece and Benfica 3-0 in Lisbon.

- Olympiacos have played 12 matches against Portuguese opposition, winning five, drawing two and losing five.

- Benfica have also played 12 games against Greek sides, winning six, drawing one and losing five.

Match background

- Olympiacos, in the group stage for the 15th time and their third in succession, reached the 1998/99 quarter-finals.

- Last season they finished third in Group B. They lost 2-1 at home to FC Schalke 04 before winning their two other home games, against Montpellier Hérault SC (3-1) and Arsenal FC (2-1).

- Olympiacos have won seven of their last ten home group games.

- In their ninth participation Benfica, twice winners of the European Champion Clubs' Cup, will be looking to improve on last season's campaign when they finished third in the group. They began with a 0-0 draw away to Celtic FC and also lost 2-1 at FC Spartak Moskva and drew 0-0 at FC Barcelona.

- The Portuguese side subsequently entered the UEFA Europa League and first won away at Bayer 04 Leverkusen before a 3-2 victory in France against FC Girondins de Bordeaux. In the quarter-finals they drew 1-1 at Newcastle United FC for a 4-2 aggregate success and then made light of a 1-0 defeat at Fenerbahçe SK to win 3-1 at home in the semi-final second leg. They lost the final 2-1 to Chelsea FC in Amsterdam.

Team ties

- Javier Saviola spent three seasons with Benfica from 2009 to 2012, winning the Portuguese title in 2009/10 and the League Cup three times. In 122 matches he scored 39 goals.

- Saviola and fellow Argentinian Ezequiel Garay were team-mates at Benfica in 2011/12 having also played together at Real Madrid CF in 2008/09.

- Roberto played for Benfica in 2010/11, helping them reach the UEFA Europa League semi-finals. He made 41 starts.

- Ljubomir Fejsa spent two seasons at Olympiacos before moving to Benfica this summer. He made 33 appearances, scoring once.

- Paulo Machado is a product of FC Porto's youth system and faced Benfica on six occasions with CF Estrela da Amadora, UD Leiria and Leixões SC. He scored Amadora's goal in a 2-1 home defeat by Benfica on 4 March 2006.

- Machado is a team-mate of Rúben Amorim, Sílvio, André Almeida and André Gomes with Portugal.

- Leandro Salino faced Benfica 12 times while with CD Nacional and SC Braga. In the 2010/11 UEFA Europa League semi-finals he helped Braga overcome Benfica to advance to the final.

- During three years at Braga, Salino was a team-mate of Sílvio, Artur, Lima and Rúben Amorim.

- Pablo Contreras met Benfica three times while with Sporting Clube de Portugal and Braga.

- The Estádio do Sport Lisboa e Benfica has special meaning for Greek football as it is the stadium where Greece were crowned UEFA EURO 2004 champions by beating Portugal 1-0.

Match facts

Olympiacos

UEFA milestones and competition statistics

- Kostas Mitroglou became the first Greek player to score a UEFA Champions League hat-trick at RSC Anderlecht on matchday two. The forward is now third in Olympiacos' all-time European scoring standings with 12 goals, behind Nikos Anastopoulos (14) and Predrag Djordjević (15).
- Olympiacos' next defeat in UEFA competition will be their 100th.
- Matchday three marked the Greek title holders' first draw in 27 games in UEFA competition, since their UEFA Champions League meeting at AZ Alkmaar ended goalless on 24 November 2009.
- Only eight players registered for last season's group stage feature this time round: Balázs Megyeri, José Holebas, Giannis Maniatis, Mitroglou, David Fuster, Dimitris Siovas, Kostas Manolas and Paulo Machado.
- Roberto saved penalties on the first two matchdays, denying Paris Saint-Germain FC's Zlatan Ibrahimović and Anderlecht's Aleksandar Mitrović.
- Ioannis Maniatis is a booking away from a suspension after picking up two yellow cards.

General information

- Mitroglou has scored 14 goals in 12 appearances for Olympiacos in 2013/14, including a last-minute winner at Panathinaikos FC on Saturday. He had not scored a hat-trick before this season but has netted four already this term.
- Olympiacos are unbeaten in 27 away league games and are closing in on their own Greek record of 29 set between 1972 and 1974.
- Joel Campbell provided four assists as Olympiacos beat OFI Crete FC 5-1 on 27 October. Michel's team again scored five three days later, winning 5-3 at Fokikos FC to wrap up a 10-4 aggregate triumph over the second division side in the Greek Cup.
- Gaëtan Bong (foot and hamstring) has been sidelined since mid-October and Machado has been out with a knee injury since 22 September. Alejandro Domínguez (thigh) and Michael Olaitan (hamstring) have been out with knocks.
- Domínguez opened the scoring against Benfica, his first goal for Olympiacos.

Benfica

UEFA milestones and competition statistics

- This season's final takes place at the Estádio do Sport Lisboa e Benfica.
- Benfica have conceded 399 goals in UEFA competition. Their next European Cup draw will be their 50th.
- Nicolás Gaitán and Enzo Pérez are both a booking away from a suspension after picking up two yellow cards.
- Ivan Cavaleiro, 20, made his European debut against Olympiacos on matchday three.

General information

- Óscar Cardozo moved past Nuno Gomes to ninth on the club's all-time scoring list with 166 goals after the opener in Friday's 3-0 win at A. Académica de Coimbra.
- Lazar Marković marked his return after four weeks out with a thigh injury by completing the scoring against Académica. Miralej Sulejmani, also absent with a thigh problem since the start of last month, was an unused substitute.
- Guilherme Siqueira opened the scoring against CD Nacional on 27 October with his first goal for the club but was forced off with a thigh injury and sat out Friday's game.
- Eduardo Salvio has not been registered for the UEFA Champions League after tearing knee ligaments in the 1-1 draw against Sporting Clube de Portugal on 31 August. He is expected to be out until the new year.
- Jorge Jesus is in his fifth season in charge and is Benfica's longest-serving coach since Otto Glória (1954-59).
- André Almeida made his Portugal debut in a 1-1 draw with Israel on 11 October, playing the full 90 minutes again four days later in a 3-0 win against Luxembourg.

Squad list

Head coach

Olympiacos FC: Michel

Date of birth: 23 March 1963

Nationality: Spanish

Playing career: Real Madrid CF, Atlético Celaya

Coaching career: Rayo Vallecano de Madrid, Real Madrid Castilla, Getafe CF, Sevilla FC, Olympiacos FC

- Joined Real Madrid aged 13, rising through the club's ranks before winning the second division championship with 'B' side Real Madrid Castilla. Subsequently stepped up to the first team and would later become one of five key home-grown players known as La Quinta del Buitre, or The Vulture (Emilio Butragueño) and Co.
- The right-sided midfielder played in 559 official games for the capital outfit with whom he won – among other titles – six Ligas and back-to-back UEFA Cups (1985, 1986). Michel also represented Spain at youth, Under-21 and senior level, scoring 21 goals in 66 appearances for La Roja between 1985 and 1992.
- Led Rayo Vallecano to fifth place in the Spanish third tier in his first stint as coach in 2005. Subsequently headed back to Madrid to take charge of Castilla, but it was at Getafe where his reputation as a tactician grew, helping the club to avoid relegation on the last day of the 2009/10 campaign.
- Enjoyed a brief stint at Sevilla before deciding to pursue a career outside Spain. In February 2013, he was appointed by Olympiacos, taking over from UEFA EURO 2004-winning goalkeeper Antonis Nikopolidis, who had stepped in as interim coach a month earlier when the Piraeus club fired Leonardo Jardim.
- Shortly after his appointment, Olympiacos failed to make it past the UEFA Europa League round of 32, succumbing to Levante UD. They were well on their way to their 40th league title, though, the first of Michel's coaching career, while they also secured the domestic double by beating Asteras Tripolis FC in the Greek Cup final.

SL Benfica: Jorge Jesus

Date of birth: 24 July 1954

Nationality: Portuguese

Playing Career: Sporting Clube de Portugal, GD Peniche, SC Olhanense, CF Os Belenenses, GD Riopole, Juventude SC, UD Leiria, Vitória FC, SC Farense, CF Estrela da Amadora, Benfica e Castelo Branco, SR Alcantarilense

Coaching career: Amora FC, FC Felgueiras, CF Estrela da Amadora (twice), Vitória FC, Vitória SC, Moreirense FC, UD Leiria, CF Os Belenenses, SC Braga, SL Benfica

- A midfielder at Sporting, Jesus enjoyed a long if low-key career with a number of smaller Portuguese sides before moving into coaching with fourth division Amora after hanging up his boots in 1989, leading them to a title.
- More success followed at Felgueiras, whom he led from the third division to the Liga in successive seasons, though they were relegated in their third campaign under his command in 1995/96.
- Further Liga experience came at hometown side Estrela da Amadora, Setúbal and Guimarães, though he endured another relegation with Moreirense in 2004/05. In 2006/07, he guided Belenenses to fifth place and the Portuguese Cup final, where despite losing to Sporting they earned a place in the UEFA Cup.
- Even better followed at Braga in 2008/09 as he guided them to UEFA Intertoto Cup success and subsequently the UEFA Cup round of 16. A fifth-place Liga finish prompted Benfica to lure him back to Lisbon in 2009 and Jesus rewarded their faith with the league title and League Cup in his debut campaign.
- After completing a hat-trick of Portuguese League Cup triumphs in 2012, Jesus's Benfica came tantalisingly close to an even bigger hat-trick in 2013, only to finish runners-up in both the Portuguese Liga and Cup and lose the UEFA Europa League final to Chelsea FC. Despite that disappointment, he signed a two-year contract extension in June 2013.

Match officials

Referee	Damir Skomina (SVN)
Assistant referees	Matej Žunič (SVN) , Bojan UI (SVN)
Additional assistant referees	Roberto Ponis (SVN) , Dragoslav Perić (SVN)
Fourth official	Primož Arhar (SVN)
UEFA Delegate	Wolfgang Thierriichter (AUT)
UEFA Referee observer	Michael Riley (ENG)

Referee

Name	Date of birth	UEFA Champions League matches	UEFA matches
Damir Skomina	05/08/1976	21	88

Damir Skomina

Referee since: 1992

First division: 2000

FIFA badge: 2003

Tournaments: 2013 FIFA U-20 World Cup, UEFA EURO 2012, 2007 UEFA European Under-21 Championship, 2005 UEFA European Under-19 Championship, 2005 UEFA Regions' Cup, 2003 UEFA European Under-17 Championship

Finals

2012 UEFA Super Cup

2007 UEFA European Under-21 Championship

UEFA Champions League matches involving teams from the two countries involved in this match

Date	Competition	Stage	Home	Away	Result	Venue
03/11/2009	UCL	GS	APOEL FC	FC Porto	0-1	Nicosia
14/09/2011	UCL	GS	SL Benfica	Manchester United FC	1-1	Lisbon
04/04/2012	UCL	QF	Chelsea FC	SL Benfica	2-1	London

Other matches involving teams from either of the two countries involved in this match

Date	Competition	Stage	Home	Away	Result	Venue
07/05/2003	U17	GS-FT	Portugal	Denmark	3-2	Viseu
14/05/2003	U17	SF	Portugal	England	2-2	Viseu
03/09/2004	U21	QR	Albania	Greece	1-1	Lushnja
04/10/2004	U19	1QR	Portugal	Kazakhstan	2-0	Cascina
08/10/2004	U19	1QR	Portugal	Italy	0-0	Castelfranco di Sotto
15/10/2004	RCUP	IR	Portalegre (POR)	District Zuid 1 (NED)	0-0	Lanzhot
17/10/2004	RCUP	IR	Brno (CZE)	Portalegre (POR)	1-1	Mikulov
20/07/2005	U19	GS-FT	Greece	Germany	0-3	Lurgan
15/02/2007	UEL	R32	SC Braga	Parma FC	1-0	Braga
27/08/2009	UEL	PO	AEK Athens FC	FC Vaslui	3-0	Athens
18/02/2010	UEL	R32	Panathinaikos FC	AS Roma	3-2	Athens

Date	Competition	Stage	Home	Away	Result	Venue
18/03/2010	UEL	R16	Olympique de Marseille	SL Benfica	1-2	Marseille
22/06/2012	EURO	QF	Germany	Greece	4-2	Gdansk
07/06/2013	WC	QR	Portugal	Russia	1-0	Lisbon

Fixtures and results

Exception in

[/mediaservices/presskits/uefachampionsleague/season=2014/round=2000479/day=4/session=1/match=2011820/cha

Slot []

ExceptionInfo [Error executing child request for /code/PressKits/fixturesAndResults.aspx.]

Inner Exception [Exception of type 'System.Web.HttpUnhandledException' was thrown.]

Match-by-match lineups

Exception in

[/mediaservices/presskits/uefachampionsleague/season=2014/round=2000479/day=4/session=1/match=2011820/cha

Slot []

ExceptionInfo [Error executing child request for /code/PressKits/matchByMatch.aspx.]

Inner Exception [Exception of type 'System.Web.HttpUnhandledException' was thrown.]

Group Standings

Competition facts

UEFA Champions League final: Did you know?

- Spain are the most successful nation with seven triumphs, one more than Italy. Spain's wins – 1998, 2000, 2002, 2006, 2009, 2011 and 2014 – came from 11 final dates while Italy were victorious in 1994, 1996, 2003, 2007 and 2010 from their 11 appearances. England emerged victorious in 1999, 2005, 2008 and 2012 and were losing finalists in 2006, 2007, 2008, 2009 and 2011 while Germany were winners in 1997, 2001 and 2013 and runners-up in 1999, 2002, 2010, 2012 and 2013.
- No team has played in more finals than AC Milan, who made their sixth appearance in 2007. Real Madrid CF, however have four final victories (1998, 2000, 2002, 2014), one more than both AC Milan (1994, 2003, 2007) and FC Barcelona (2006, 2009, 2011).
- With 26, Italy has the most appearances per nation in all-time European Cup finals – of those 12 have ended in victory and 14 in defeat. Spain has recorded 14 wins from 24 final appearances; England has 12 wins from 19 final appearances, with Germany on 17 appearances, (seven wins), Portugal nine (four wins) and the Netherlands eight (six wins).
- There have been five finals between teams from the same country. In 2000 Real Madrid beat Valencia CF 3-0 at the Stade de France; three years later Milan defeated Juventus on penalties at Old Trafford; in 2008 Manchester United overcame Chelsea FC in Moscow, also on spot kicks; in 2013 FC Bayern München beat Borussia Dortmund 2-1 at Wembley and in 2014 Real Madrid overcame Club Atlético de Madrid 4-1 after extra time in Lisbon in the first European final between teams from the same city.
- In the previous 22 UEFA Champions League finals, there have been 16 outright wins and six matches decided on shoot-outs. A total of 59 goals have been scored with the most common results being 2-1, which has happened on five occasions; there have been four 1-1 draws, and three finals have finished 1-0.
- Sixteen European Cup finals have gone to extra time, including the 2014 decider. The finals of 1958, 1968, 1970, 1992 and 2014 were decided in the additional period, while the 1974 showpiece between Bayern and Club Atlético de Madrid ended 1-1 after 120 minutes with Bayern winning a replay. The other ten finals were settled by a penalty shoot-out after extra time: in 1984, 1986, 1988, 1991, 1996, 2001, 2003, 2005, 2008 and 2012 when Chelsea defeated Bayern 4-3 in the shoot-out after a 1-1 draw.
- Milan's 4-0 win against FC Barcelona in the 1994 final remains the biggest winning margin and the Rossoneri were also involved in the highest scoring showpiece when they shared six goals with Liverpool in 2005 before penalties. In terms of the European Cup, Madrid's 7-3 defeat of Eintracht Frankfurt in 1960 remains the most impressive while Bayern (1974 v Club Atlético de Madrid) and Milan (1989 v FC Steaua Bucureşti) also recorded 4-0 successes.
- No player has scored a hat-trick in a UEFA Champions League final. Daniele Massaro (Milan 1994), Karl-Heinz Riedle (Borussia Dortmund 1997), Hernán Crespo (Milan 2005), Filippo Inzaghi (Milan 2007) and Diego Milito (FC Internazionale Milano 2010) all struck twice. In European Cup terms, Ferenc Puskás scored four goals in Madrid's 7-3 defeat of Eintracht Frankfurt in 1960, when Alfredo di Stéfano found the net three times; Puskás scored another final hat-trick in 1962 with Pierino Prati (Milan 1969) the only other player to have managed a final hat-trick.
- Only Raúl González (Madrid 2000 and 2002), Samuel Eto'o (Barcelona 2006 and 2009), Lionel Messi (Barcelona 2009 and 2011) and Cristiano Ronaldo (Manchester United FC 2008, Real Madrid CF 2014) have scored in two UEFA Champions League finals – part of an exclusive club of 17 players to have found the net in more than one European Cup showpiece. Di Stéfano and Puskás lead the list having each scored seven goals for Madrid.
- Paolo Maldini's goal 51 seconds into the 2005 showpiece is the fastest in a UEFA Champions League final.
- Jens Lehmann (2006) and Didier Drogba (2008) are the only players to be dismissed in a European Cup final.
- Clarence Seedorf is the only player to win the European Cup with three clubs (AFC Ajax 1995, Real Madrid 1998, Milan 2003, 2007). Bob Paisley (Liverpool 1977, 1978, 1981) was the first coach to win three times, a feat Carlo Ancelotti (Milan 2003, 2007, Real Madrid 2014) equalled.
- In 2014 Ancelotti also became the fifth coach to win the trophy with two clubs; Ottmar Hitzfeld (Dortmund 1997, Bayern 2001), Ernst Happel (Feyenoord 1970, Hamburger SV 1983), José Mourinho (FC Porto 2004, FC Internazionale Milano 2010) and Jupp Heynckes (Real Madrid 1998, Bayern 2013) had previously achieved the feat.
- Only two teams have ever won the UEFA Champions League on home soil: Dortmund (1997, final in Munich) and Juventus (1996, final in Rome), while Manchester United lost the 2011 final in London and 12 months later Bayern were beaten in the showpiece in their own stadium, the Fußball Arena München.
- No team has successfully defended the UEFA Champions League trophy with Milan (1989, 1990) the last club to win consecutive European Cups. Milan (1994, 1995), Ajax (1995, 1996), Juventus (1996, 1997) and Manchester United

(2008, 2009) have all returned to the final as holders only to lose.

Team facts

Olympiacos FC

Formed: 1925

Nickname: Erythrolefki (Red and Whites), Thrylos (Legend)

UEFA club competition honours (runners-up in brackets)

- None

Domestic honours (most recent triumph in brackets)

League title: 40 (2013)

Greek Cup: 26 (2013)

Ten-year European record (UEFA Champions League unless indicated otherwise)

2012/13: UEFA Europa League round of 32 (having transferred from UEFA Champions League group stage)

2011/12: UEFA Europa League round of 16 (having transferred from UEFA Champions League group stage)

2010/11: UEFA Europa League third qualifying round

2009/10: round of 16

2008/09: UEFA Cup round of 32 (having transferred from UEFA Champions League third qualifying round)

2007/08: round of 16

2006/07: group stage

2005/06: group stage

2004/05: UEFA Cup round of 16 (having transferred from UEFA Champions League group stage)

2003/04: group stage

Records

UEFA club competition

- Biggest home win

6-1: Olympiacos v KS Besa

22/07/10, UEFA Europa League second qualifying round second leg

5-0 twice, most recently v FC Nordsjælland

02/10/08, UEFA Cup first round second leg

- Biggest away win

0-5: KS Besa v Olympiacos

15/07/10, UEFA Europa League second qualifying round first leg

- Heaviest home defeat

0-4: Olympiacos v Hamburger SV

03/11/82, European Champion Clubs' Cup second round second leg

- Heaviest away defeat

7-0: Juventus v Olympiacos

10/12/03, UEFA Champions League group stage

UEFA Champions League (group stage to final only)

- Biggest home win

6-2: Olympiacos v Bayer 04 Leverkusen

19/09/02, first group stage

- Biggest away win

0-3: RSC Anderlecht v Olympiacos

02/10/13, group stage

- Heaviest home defeat

1-4: Olympiacos v Olympique Lyonnais

01/11/05, group stage

- Heaviest away defeat

7-0: Juventus v Olympiacos (see above for details)

SL Benfica

Formed: 1904

Nickname: As Águias (The Eagles)

UEFA club competition honours (runners-up in brackets)

- European Cup (2): 1961, 1962, (1963), (1965), (1968), (1988), (1990)

- UEFA Cup/UEFA Europa League: (1983), (2013)

Domestic honours (most recent triumph in brackets)

League title: 32 (2010)

Portuguese Cup: 24 (2004)

Ten-year European record (UEFA Champions League unless indicated otherwise)

2012/13: UEFA Europa League runners-up (having transferred from UEFA Champions League group stage)

2011/12: quarter-finals

2010/11: UEFA Europa League semi-finals (having transferred from UEFA Champions League group stage)

2009/10: UEFA Europa League quarter-finals

2008/09: UEFA Cup group stage

2007/08: UEFA Cup round of 16 (having transferred from UEFA Champions League group stage)

2006/07: UEFA Cup quarter-finals (having transferred from UEFA Champions League group stage)

2005/06: quarter-finals

2004/05: UEFA Cup round of 32 (having transferred from UEFA Champions League third qualifying round)

2003/04: UEFA Cup fourth round (having transferred from UEFA Champions League third qualifying round)

Records

UEFA club competition

- Biggest home win

10-0: Benfica v CS Stade Dudelange

05/10/65, European Champion Clubs' Cup preliminary round second leg

- Biggest away win

0-8: CS Stade Dudelange v Benfica

30/09/65, European Champion Clubs' Cup preliminary round first leg

- Heaviest home defeat

1-5: Benfica v Manchester United FC

09/03/66, European Champion Clubs' Cup quarter-finals second leg

- Heaviest away defeat

7-0: RC Celta de Vigo v Benfica

25/11/99, UEFA Cup third round first leg

UEFA Champions League (group stage to final only)

- Biggest home win

3-0: Benfica v Celtic FC

01/11/06, group stage

- Biggest away win

0-2 twice, most recently v FC Basel 1893

18/10/11, group stage

- Heaviest home defeat

0-2: Benfica v FC Barcelona

02/10/12, group stage

- Heaviest away defeat

3-0 three times, most recently v Paris Saint-Germain

02/10/13, group stage

Legend

ALL-TIME STATISTICS

The all-time record of the competing clubs in UEFA club competition.

UEFA club competition: These are the official statistics considered valid for communicating official records in UEFA club competition defined as European Champion Clubs' Cup, UEFA Champions League, UEFA Europa League, UEFA Cup Winner's Cup UEFA Super Cup, UEFA Intertoto Cup and European/South American Cup. Matches in the Inter-Cities Fairs Cup and the 1972 Super Cup are not included as they were not held under UEFA auspices, while the FIFA Club World Cup is excluded.

Match officials

UCL: Total matches officiated in the UEFA Champions League from 1992/93 season, group stage to final only. Matches where the official has acted as the fourth official are not included in these statistics. These are the official statistics considered valid for communicating official records.

UEFA: Total matches officiated in UEFA club competition including all qualifying round matches. Matches where the official has acted as the fourth official are not included in these statistics. These are the official statistics considered valid for communicating official records.

Competitions

Club competitions

UCL: UEFA Champions League
ECCC: European Champion Clubs' Cup
UEL: UEFA Europa League
UCUP: UEFA Cup
UCWC: UEFA Cup Winners' Cup
SCUP: UEFA Super Cup
UIC: UEFA Intertoto Cup
ICF: Inter-Cities Fairs Cup

National team competitions

EURO: UEFA European Football Championship
WC: FIFA World Cup
CONFCUP: FIFA Confederations Cup
FRIE: Friendly internationals
U21FRIE: Under-21 friendly internationals
U21: UEFA European Under-21 Championship
U17: UEFA Under-17 Championship
U16: UEFA European Under-16 Championship
U19: UEFA Under-19 Championship
U18: UEFA European Under-18 Championship
WWC: FIFA Women's World Cup
WEURO: UEFA European Women's Championship

Competition stages

F: Final
GS1: First group stage
3QR: Third qualifying round
R2: Second round
R4: Fourth round
SF: Semi-finals
R16: round of 16
R32: Round of 32
1st: first leg

2nd: second leg
PO: Play-off
Rep: Replay
PO - FT: Play-off for Final Tournament

GS: Group stage
GS2: Second group stage
R1: First round
R3: Third round
PR: Preliminary round
QF: Quarter-finals
QR: Qualifying round
1QR: First qualifying round
2QR: Second qualifying round
FT: Final tournament
ELITE: Elite round
3rdPO: Third-place play-off
GS-FT: Group stage – final tournament

Other abbreviations

(aet): After extra time
No.: Number
ag: Match decided on away goals
Pld: Matches played
Pos.: Position
Pts: Points
R: Sent off (straight red card)
Res.: Result
sg: Match decided by silver goal
GF: Goals for
gg: Match decided by golden goal
Y/R: Sent off (two yellow cards)
f: Match forfeited

pens: Penalties
og: Own goal
P: Penalty
agg: Aggregate
AP: Appearances
Comp.: Competition
D: Drawn
DoB: Date of birth
ET: Extra Time
GA: Goals against
t: Match decided by toss of a coin
W: Won
Y: Booked
L: Lost
Nat.: Nationality
N/A: Not applicable

Statistics

-: Denotes player substituted
*****: Denotes player sent off

+: Denotes player introduced
+/-: Denotes player introduced and substituted

Squad list

D: Disciplinary

*: Misses next match if booked

S: Suspended

UCLQ: Current season total UEFA Champions League appearances in the qualifying rounds and play-offs only

UCL: Current season total UEFA Champions League appearances from group stage onwards prior to current matchday

UCL: Total appearances in the UEFA Champions League from 1992/93 season, group stage to final only

UEFA: All-time total appearances in UEFA club competition including qualifying

Disclaimer: Although UEFA has taken all reasonable care that the information contained within this document is accurate at the time of publication, no representation or guarantee (including liability towards third parties), expressed or implied, is made as to its accuracy, reliability or completeness. Therefore, UEFA assumes no liability for the use or interpretation of information contained herein. More information can be found in the competition regulations available on UEFA.com.

Tactical lineups

Matchday 4 - Tuesday 5 November 2013

Group C - Georgios Karaiskakis - Piraeus

Olympiacos FC

- 16 Roberto (GK)
 (C) 2(*) Giannis Maniatis
 9 Javier Saviola
 11 Kostas Mitroglou
 14 Andreas Samaris
 19 David Fuster
 20 José Holebas
 23 Dimitris Siovas
 24 Kostas Manolas
 30 Leandro Salino
 60 Sambou Yatabaré



- 42 Balázs Megyeri (GK)
 8 Delvin N'Dinga
 21 Avraam Papadopoulos
 22 Carl Medjani
 26 Joel Campbell
 35 Alejandro Domínguez
 88 Gaëtan Bong

Coach:

Michel

Referee:

Damir **Skomina** (SVN)

Fourth official:

Primož **Arhar** (SVN)

UEFA delegate:

Wolfgang **Thierriichter** (AUT)

SL Benfica

- 1 Artur (GK)
 (C) 4 Luísão
 6 Rúben Amorim
 7 Óscar Cardozo
 14 Maxi Pereira
 20(*) Nicolás Gaitán
 21 Nemanja Matić
 24 Ezequiel Garay
 28 Sílvio
 35(*) Enzo Pérez
 50 Lazar Marković



- 41 Jan Oblak (GK)
 10 Filip Djuričić
 11 Lima
 15 Ola John
 33 Jardel
 34 André Almeida
 90 Ivan Cavaleiro

Coach:

Jorge Jesus

Assistant referees:

Matej **Žunič** (SVN)

Bojan **UI** (SVN)

Additional assistant referees:

Roberto **Ponis** (SVN)

Dragoslav **Perič** (SVN)

Weather Conditions: Partly Cloudy Night / Temperature: 21°C / Humidity: 76%

(C) Captain

(GK) Goalkeeper

(*) Misses next match if booked

19:41:03CET
05 Nov 2013

Half-time report

Matchday 4 - Tuesday 5 November 2013
Group C - Georgios Karaiskakis - Piraeus

Olympiacos FC

SL Benfica

1



20.45 CET

0

- 16 Roberto (GK)
 (C) 2(*) Giannis Maniatis
 9 Javier Saviola
 11 Kostas Mitroglou
 14 Andreas Samaris
 19 David Fuster
 20 José Holebas
 23 Dimitris Siovas
 24 Kostas Manolas
 30 Leandro Salino
 60 Sambou Yatabaré
 42 Balázs Megyeri (GK)
 8 Delvin N'Dinga
 21 Avraam Papadopoulos
 22 Carl Medjani
 26 Joel Campbell
 35 Alejandro Domínguez
 88 Gaëtan Bong

Coach:
Michel

Attempts total	4
Attempts on target	2
Saves	3
Corners	1
Offsides	1
Fouls Committed	10
Fouls Suffered	7
Free kicks to goal	0
Possession	45%
Ball in play	13'10"
Total ball in play	29'19"

Referee:
Damir Skomina (SVN)
 Assistant referees:
Matej Žunič (SVN)
Bojan Uj (SVN)
 Additional assistant referees:
Roberto Poniš (SVN)
Dragoslav Perić (SVN)

24 Kostas Manolas (GK) 13'

60 Sambou Yatabaré (Y) 38'

33' (Y) 14 Maxi Pereira

37' (Y) 21 Nemanja Matić

42' (Y) 6 Rúben Amorim

45'

1'04"

- 1 Artur (GK)
 (C) 4 Luisão
 6 Rúben Amorim
 7 Óscar Cardozo
 14 Maxi Pereira
 20(*) Nicolás Gaitán
 21 Nemanja Matić
 24 Ezequiel Garay
 28 Sílvio
 35(*) Enzo Pérez
 50 Lazar Marković
 41 Jan Oblak (GK)
 10 Filip Džuričić
 11 Lima
 15 Ola John
 33 Jardel
 34 André Almeida
 90 Ivan Cavaleiro

Coach:
Jorge Jesus

Attempts total	6
Attempts on target	4
Saves	1
Corners	2
Offsides	0
Fouls Committed	8
Fouls Suffered	8
Free kicks to goal	0
Possession	55%
Ball in play	16'09"
Total ball in play	29'19"

Fourth official:
Primož Arhar (SVN)
 UEFA delegate:
Wolfgang Thierričter (AUT)

Full-time report

Matchday 4 - Tuesday 5 November 2013

Group C - Georgios Karaiskakis - Piraeus

Olympiacos FC

SL Benfica

1
(1)
half time



20.45 CET

0
(0)
half time

16 Roberto (GK)
 (C) 2 (M) Giannis Maniatis
 9 Javier Saviola
 11 Kostas Mitroglou
 14 Andreas Samaris
 19 David Fuster
 20 José Holebas
 23 Dimitris Siovas
 24 Kostas Manolas
 30 Leandro Salino
 60 Sambou Yatabaré
 42 Balázs Megyeri (GK)
 8 Delvin N'Dinga
 21 Avraam Papadopoulos
 22 Carl Medjani
 26 Joel Campbell
 35 Alejandro Domínguez
 88 Gaétan Bong

Coach:
Michel

1 Artur (GK)
 (C) 4 Luisão
 6 Rúben Amorim
 7 Óscar Cardozo
 14 Maxi Pereira
 20 (M) Nicolás Gaitán
 21 Nemanja Matić
 24 Ezequiel Garay
 28 Sílvio
 35 (M) Enzo Pérez
 50 Lazar Marković
 41 Jan Oblak (GK)
 10 Filip Djuričić
 11 Lima
 15 Ola John
 33 Jardel
 34 André Almeida
 90 Ivan Cavaleiro

Coach:
Jorge Jesus

	Half	Full
Attempts total	4	6
Attempts on target	2	2
Saves	3	8
Corners	1	2
Offsides	1	3
Fouls Committed	10	17
Fouls Suffered	7	17
Free kicks to goal	0	0
Possession	45%	42%
Ball in play	13'10"	24'27"
Total ball in play	29'20"	58'10"

Referee:

Damir Skomina (SVN)

Assistant referees:

Matej Žunič (SVN)

Bojan UI (SVN)

Additional assistant referees:

Roberto Ponis (SVN)

Dragoslav Perić (SVN)

24 Kostas Manolas (G)	13'		
60 Sambou Yatabaré (Y)	38'	33' (Y) 14 Maxi Pereira	
		37' (Y) 21 Nemanja Matić	
		42' (Y) 6 Rúben Amorim	
45'			
1'04"			
35 Alejandro Domínguez (in)	46'		
9 Javier Saviola (out)			
8 Delvin N'Dinga (in)	56'		
60 Sambou Yatabaré (out)			
		71' (in) 11 Lima	
		(out) 7 Óscar Cardozo	
88 Gaétan Bong (in)	74'	(in) 10 Filip Djuričić	
19 David Fuster (out)		(out) 50 Lazar Marković	
		78' (in) 90 Ivan Cavaleiro	
		(out) 6 Rúben Amorim	
16 Roberto (Y)	85'		
8 Delvin N'Dinga (Y)	89'		
90'			
35 Alejandro Domínguez (Y)	3'13"		

	Half	Full
Attempts total	6	13
Attempts on target	4	9
Saves	1	1
Corners	2	6
Offsides	0	0
Fouls Committed	8	18
Fouls Suffered	8	15
Free kicks to goal	0	0
Possession	55%	58%
Ball in play	16'10"	33'43"
Total ball in play	29'20"	58'10"

Fourth official:

Primož Arhar (SVN)

UEFA delegate:

Wolfgang Thierriechter (AUT)

Attendance: 31.461

Goal (G) Booked (Y) Sent off (R) Substitution (S) Penalty (P) Own goal (O) Captain (C) Goalkeeper (GK) Misses next match if booked (*)

01:06:17 CET
06 Nov 2013

Player Summary Statistics

Matchday 4 - Tuesday 5 November 2013

Group C - Georgios Karaiskakis - Piraeus

Olympiacos FC

1 - 0

SL Benfica



	M	G	T	P	B	W	FC	FS	O	Y	R
Roberto 16	94'17"							1		1	
Giannis Maniatis 2	94'17"							1			
Javier Saviola 9	46'04"						1				
Kostas Mitroglou 11	94'17"		1				1		2		
Andreas Samaris 14	94'17"						1	2			
David Fuster 19	74'35"						4		1		
José Holebas 20	94'17"					1		1			
Dimitris Siovas 23	94'17"										
Kostas Manolas 24	94'17"	1	1				1	2			
Leandro Salino 30	94'17"						4	7			
Sambou Yatabaré 60	56'37"					2	2	1		1	
Balázs Megyeri 42											
Delvin N'Dinga 8	37'40"						1			1	
Avraam Papadopoulos 21											
Carl Medjani 22											
Joel Campbell 26											
Alejandro Domínguez 35	48'13"					1	2	2		1	
Gaëtan Bong 88	19'42"										



M	G	T	P	B	W	FC	FS	O	Y	R
94'17"										
94'17"					1		1			
79'03"						1			1	
71'19"		2			1					
94'17"					1	1			1	
94'17"						3	3			
94'17"		1				1	3		1	
94'17"										
94'17"		1				5	2			
94'17"		1			1	3	5			
74'08"		2				1				
20'09"		2				1	1			
22'58"						2				
15'14"										

1 Artur
4 Luisão
6 Rúben Amorim
7 Óscar Cardozo
14 Maxi Pereira
20 Nicolás Gaitán
21 Nemanja Matić
24 Ezequiel Garay
28 Sílvio
35 Enzo Pérez
50 Lazar Marković
41 Jan Oblak
10 Filip Djuričić
11 Lima
15 Ola John
33 Jardel
34 André Almeida
90 Ivan Cavaleiro

M Minutes played
B Attempts hitting bar
O Offsides

G Goals scored
W Other attempts off target
Y Yellow cards

T Attempts on target
FC Fouls committed
R Red cards

P Attempts hitting post
FS Fouls suffered

01:06:23CET
06 Nov 2013

Team statistics: Full time

Matchday 4 - Tuesday 5 November 2013

Group C - Georgios Karaiskakis - Piraeus

Olympiacos FC

1 – 0

SL Benfica

13'  Kostas Manolas

	First half		Second half		Total		Season average			Season high		
	Olympiacos	Benfica	Olympiacos	Benfica	Olympiacos	Benfica	Olympiacos	Benfica	All	Olympiacos	Benfica	All
Scoring situations												
Goals scored	1	0	0	0	1	0	1.5	0.75	1.5	3	2	6
open play	1	0	0	0	1	0	1.5	0.75	1.28	3	2	6
penalty	0	0	0	0	0	0	0	0	0.09	0	0	1
direct from free-kick	0	0	0	0	0	0	0	0	0.09	0	0	2
Total attempts	4	6	2	7	6	13	9	9.75	12.45	12	13	35
on target	2	4	0	5	2	9	4.5	6	7.26	6	9	22
off target	2	2	2	2	4	4	4.5	3.75	5.19	7	5	14
Assists	1	0	0	0	1	0	1.5	0.75	1.23	3	2	6
Corners	1	2	1	4	2	6	2	5.25	4.91	5	7	16
Offsides	1	0	2	0	3	0	4.5	1.5	2.35	8	4	8
Saves	3	1	5	0	8	1	5	2.25	3.23	8	4	13
Time & distance												
Total time played (minutes)	46'04"		48'13"		94'17"							
Ball possession	45%	55%	39%	61%	42%	58%						
Distance covered (metres)	55002	55486	54693	56941	109695	112427	107514	114450	113321	112073	118862	126344
Discipline												
Yellow cards	1	3	3	0	4	3	2.75	1.75	1.84	4	3	5
Red cards	0	0	0	0	0	0	0	0	0.08	0	0	1
Fouls committed	10	8	7	10	17	18	17.25	19.25	13.47	22	25	25
Passing & solo runs												
Passes attempted	221	319	159	337	380	656	400.25	518.5	562.45	444	656	930
Long	36	34	35	36	71	70	71.5	73.5	80.48	82	99	123
Medium	130	205	79	221	209	426	225	325	346.94	248	426	658
Short	55	80	45	80	100	160	103.75	120	135.03	131	160	253
Passes completed	151	255	81	256	232	511	264	382.75	427.35	329	511	828
Long	22	25	14	25	36	50	34	48.25	49.37	38	59	90
Medium	95	171	43	174	138	345	159.25	249.5	279.42	190	345	608
Short	34	59	24	57	58	116	70.75	85	98.56	105	116	221
Passes completion rate	68%	80%	51%	76%	61%	78%	66%	74%	76%	74%	78%	89%
Long	61%	74%	40%	69%	51%	71%	48%	66%	61%	46%	60%	73%
Medium	73%	83%	54%	79%	66%	81%	71%	77%	80%	77%	81%	92%
Short	62%	74%	53%	71%	58%	72%	68%	71%	73%	80%	72%	87%
Delivery/solo runs	15	29	9	60	24	89	39.5	75.5	71.79	55	89	191
into the attacking third	11	20	9	42	20	62	25	53	48.71	35	62	104
into the key area	5	13	5	20	10	33	17	28.5	30.61	24	33	90
into the penalty area	2	6	0	10	2	16	8.25	17.75	13.53	13	24	50

Passing distribution

Matchday 4 - Tuesday 5 November 2013

Group C - Georgios Karaiskakis - Piraeus

Olympiacos FC

1 - 0

SL Benfica



From	TP	To														Long		Medium		Short		Total			
		16	2	9	11	14	19	20	23	24	30	60	8	35	88	PC	PA	PC	PA	PC	PA	PC	PA	%	
Roberto	16	94'17"		3	1	2	2	1	3	3	7	2	2	1	-	-	12	29	13	14	2	2	27	45	60%
Giannis Maniatis	2	94'17"	-		4	1	1	7	1	2	2	5	2	1	-	1	1	3	18	27	8	9	27	39	69%
Javier Saviola	9	46'04"	1	2		-	2	3	1	-	-	2	1	-	-	-	2	2	8	11	2	4	12	17	71%
Kostas Mitroglou	11	94'17"	-	1	-		1	-	1	-	-	2	-	1	1	-	0	0	3	4	4	7	7	11	64%
Andreas Samaris	14	94'17"	-	2	1	-		1	2	2	1	1	-	2	3	1	1	2	12	19	3	6	16	27	59%
David Fuster	19	74'35"	1	3	3	2	5		3	2	-	-	1	-	1	-	3	3	12	14	6	11	21	28	75%
José Holebas	20	94'17"	-	-	2	2	4	5		3	2	-	1	-	-	1	3	5	12	19	5	11	20	35	57%
Dimitris Siovas	23	94'17"	4	2	2	2	2	1	3		4	1	1	-	2	-	6	10	12	18	6	7	24	35	69%
Kostas Manolas	24	94'17"	6	3	-	-	3	-	1	5		2	2	-	1	-	1	4	16	21	4	8	23	33	70%
Leandro Salino	30	94'17"	1	9	1	2	-	-	-	1	5		6	2	1	-	3	3	19	30	8	15	28	48	58%
Sambou Yatabaré	60	56'37"	-	2	2	-	1	-	-	-	1	2		-	-	-	0	1	4	10	4	9	8	20	40%
Delvin N'Dinga	8	37'40"	1	-	-	-	-	-	1	-	1	1	-		4	-	2	4	3	9	3	3	8	16	50%
Alejandro Domínguez	35	48'13"	-	-	-	1	2	-	2	2	1	1	1	-		-	2	4	6	9	2	6	10	19	53%
Gaëtan Bong	88	19'42"	-	1	-	-	-	-	-	-	-	-	-	-		-	0	1	0	4	1	2	1	7	14%
Total passes received:			14	28	16	12	23	18	18	20	24	19	17	7	13	3	36	71	138	209	58	100	232	380	61%



From	TP	To														Long		Medium		Short		Total			
		1	4	6	7	14	20	21	24	28	35	50	10	11	90	PC	PA	PC	PA	PC	PA	PC	PA	%	
Artur	1	94'17"		2	3	2	2	2	-	12	2	-	-	-	-	-	11	12	13	13	1	1	25	26	96%
Luisão	4	94'17"	5		4	-	11	3	5	4	1	6	2	-	-	-	4	5	30	36	7	8	41	49	84%
Rúben Amorim	6	79'03"	-	1		3	5	7	12	8	13	12	4	-	-	-	6	9	36	41	23	26	65	76	86%
Óscar Cardozo	7	71'19"	-	-	3		-	2	-	2	1	2	1	-	-	-	0	0	8	10	3	5	11	15	73%
Maxi Pereira	14	94'17"	3	7	2	1		2	7	2	-	8	9	1	1	4	2	4	32	41	13	22	47	67	70%
Nicolás Gaitán	20	94'17"	1	-	9	5	2		3	7	13	2	2	4	1	-	5	9	29	45	15	21	49	75	65%
Nemanja Matić	21	94'17"	-	15	10	-	4	3		9	9	6	3	2	1	-	9	11	44	50	9	11	62	72	86%
Ezequiel Garay	24	94'17"	3	5	6	1	-	5	19		20	4	-	-	-	1	3	4	52	55	9	12	64	71	90%
Sílvio	28	94'17"	1	-	14	1	1	26	4	11		6	1	-	1	1	4	5	41	54	22	28	67	87	77%
Enzo Pérez	35	94'17"	2	3	8	2	7	8	3	4	5		5	2	-	1	4	8	37	46	9	14	50	68	74%
Lazar Marković	50	74'08"	-	2	2	1	4	3	1	-	2	3		-	-	-	2	3	12	17	4	9	18	29	62%
Filip Djuričić	10	20'09"	-	-	1	-	2	-	-	-	-	-	-	-	-	1	0	0	3	5	1	2	4	7	57%
Lima	11	22'58"	-	-	1	-	-	3	-	-	-	-	-	-	1	-	0	0	5	7	0	0	5	7	71%
Ivan Cavaleiro	90	15'14"	-	-	-	-	1	-	-	1	-	-	-	-	-	1	0	0	3	6	0	1	3	7	43%
Total passes received:			15	35	63	16	39	64	54	60	66	49	27	10	5	8	50	70	345	426	116	160	511	656	78%

TP: Time played

PA: Passes attempted

PC: Passes completed

%: Passing success percentage

02:21:11CET
06 Nov 2013

Tactical lineups: Full time

Matchday 4 - Tuesday 5 November 2013

Group C - Georgios Karaiskakis - Piraeus

Olympiacos FC

1 - 0

SL Benfica

46' (In) 35 Domínguez / (Out) 9 Saviola
56' (In) 8 N'Dinga / (Out) 60 Yatabaré
74' (In) 88 Bong / (Out) 19 David Fuster

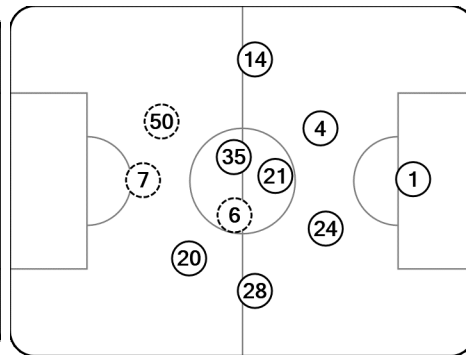
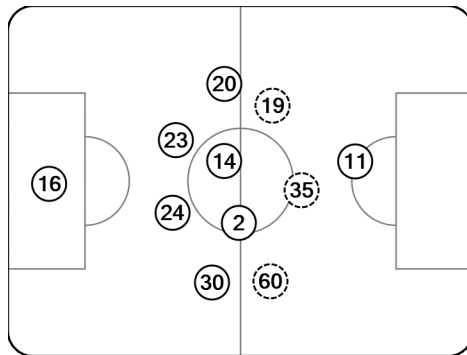
71' (In) 11 Lima / (Out) 7 Óscar Cardozo
74' (In) 10 Djuričić / (Out) 50 L. Marković
78' (In) 90 Ivan Cavaleiro / (Out) 6 Rúben Amorim

Total time played: 94'17"
42% - 24'27" Ball possession 58% - 33'43"

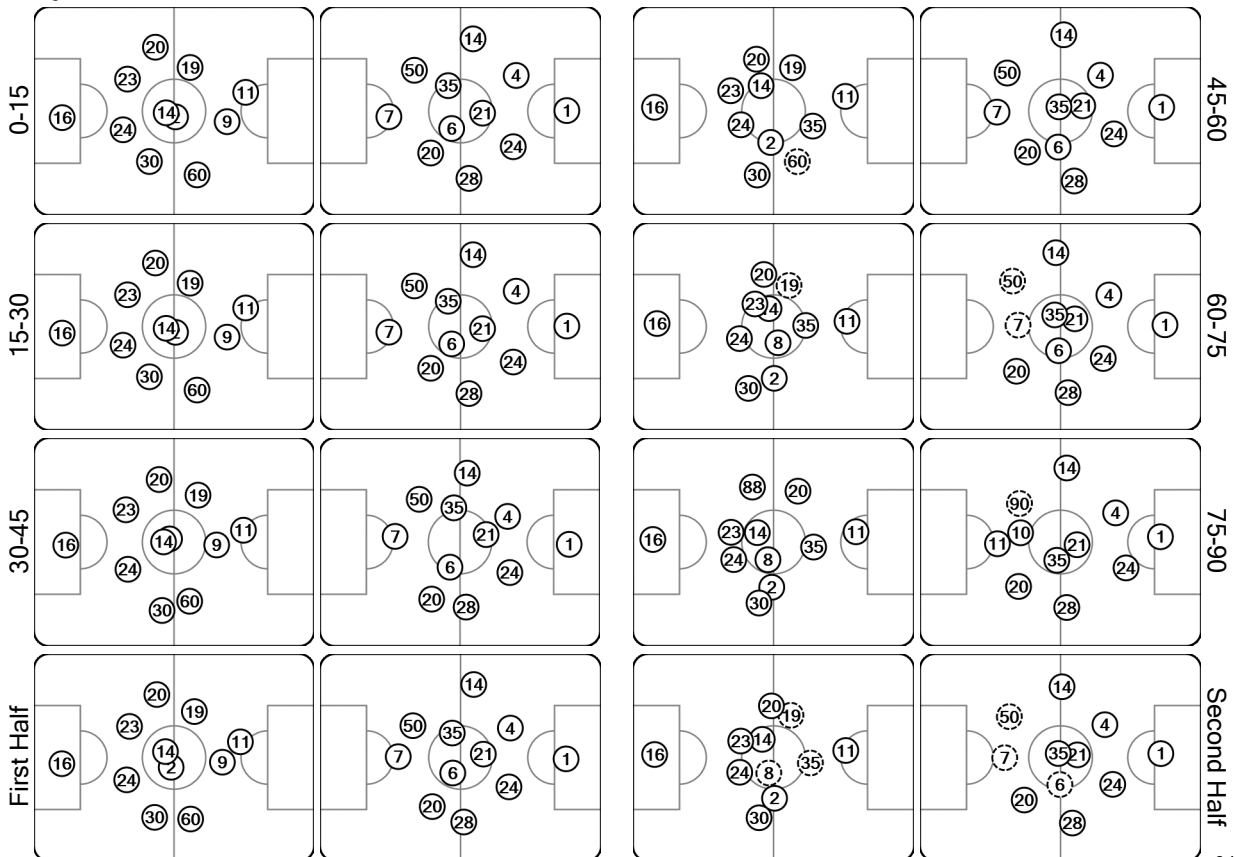
Actual formation

Direction of play --> <-- Direction of play

Roberto 16
Maniatis 2
Saviola 9
Mitroglou 11
Samaris 14
David Fuster 19
Holebas 20
Siovas 23
Manolas 24
Leandro Salino 30
Yatabaré 60
N'Dinga 8
Domínguez 35
Bong 88



1 Artur
4 Luísão
6 Rúben Amorim
7 Óscar Cardozo
14 Maxi Pereira
20 Gaitán
21 Matic
24 Garay
28 Sílvio
35 Pérez
50 Marković
10 Djuričić
11 Lima
90 Ivan Cavaleiro



○ did not play the entire match (S) substitution (R) sent off

01:06:34CET
06 Nov 2013