

# UEFA CHAMPIONS LEAGUE - 2013/14 SEASON MATCH PRESS KITS



**SL Benfica**

**Estádio do Sport Lisboa e Benfica -  
Lisbon**

Wednesday 23 October 2013  
20.45CET (19.45 local time)  
Group C - Matchday 3



**Olympiacos FC**

Last updated 03/09/2014 16:18CET

## UEFA CHAMPIONS LEAGUE OFFICIAL SPONSORS



|                        |    |
|------------------------|----|
| Previous meetings      | 2  |
| Match background       | 3  |
| Match facts            | 5  |
| Squad list             | 6  |
| Head coach             | 7  |
| Match officials        | 8  |
| Fixtures and results   | 9  |
| Match-by-match lineups | 10 |
| Group Standings        | 11 |
| Competition facts      | 12 |
| Team facts             | 14 |
| Legend                 | 16 |

## Previous meetings

---

Execption in  
[/mediaservices/presskits/uefachampionsleague/season=2014/round=2000479/day=3/session=2/match=2011796/chaç

Slot []

ExceptionInfo [Error executing child request for /code/PressKits/prevMeetings.aspx.]

Inner Exception [Exception of type 'System.Web.HttpUnhandledException' was thrown.]

## Match background

---

SL Benfica and Olympiacos FC will both be looking for their second win in Group C when they come face to face in Lisbon on matchday three.

- Benfica followed their 2-0 home victory over RSC Anderlecht by losing 3-0 away to Paris Saint-Germain FC while the Greek champions went down 4-1 at home to PSG but bounced back in Belgium, winning 3-0.

### Previous meetings

- The clubs met in Piraeus in the 2008/09 UEFA Cup group stage when Olympiacos won 5-1. They took an early 3-0 lead with goals from Luciano Galletti (1), Christos Patsatzoglou (17) and Diogo (24) and led 4-1 at half-time after David Luiz (33) had pulled one back and Fernando Belluschi (44) had restored the three-goal difference. Diogo (53) completed the scoring; Maxi Pereira and Rúben Amorim both featured for Benfica with Óscar Cardozo on the bench and Avraam Papadopoulos in the home team.

- The teams at the Georgios Karaiskakis Stadium on 27 November 2008 were:

**Olympiacos:** Nikopolidis, Patsatzoglou, Domi, Galletti (Leto 59), Santo (Kovačević 69), P Djordjević, Antzas, Dudu, Papadopoulos, Belluschi (Óscar González 76), Pantos.

**Benfica:** Quim, Reyes, Maxi Pereira, David Luiz, Rúben Amorim (Javier Balboa 59), Binya, Jorge Ribeiro, Yebda (Carlos Martins 76), Sidnei, Suazo, Nuno Gomes (Urreta 56).

- The sides had met in the 1973/74 European Champion Clubs' Cup first round, when Benfica enjoyed 1-0 wins home and away. In the second round of the same competition ten years later, the aggregate score was 3-1 in the Portuguese side's favour, the Lisbon game ending 3-0 to the home side.

- Their five games to date have produced three wins for Benfica and two for Olympiacos. The Greek side have still to score in the Portuguese capital.

- Including those five matches, Olympiacos have played 11 matches against Portuguese opposition. Their away record is W0 D1 L4.

- Benfica have also played 11 games against Greek sides overall, winning four and losing one at home. The sole reverse was a 2-1 loss against PAOK FC in the 1999/2000 UEFA Cup second round second leg; having won by the same score away, Benfica won the subsequent penalty shoot-out 4-1.

### Match background

- Benfica, in their ninth UEFA Champions League campaign and on a run of seven successive home wins in Europe, finished third in their group last season. At home they lost 2-0 to FC Barcelona before beating FC Spartak Moskva 2-0 and Celtic FC 2-1.

- The Portuguese side subsequently entered the UEFA Europa League and won all four home games en route to the final, where they lost 2-1 to Chelsea FC.

- Olympiacos, in the group stage for the 15th time and a third season in succession, reached the 1998/99 quarter-finals.

- Last season they finished third in Group B, losing at Arsenal FC and FC Schalke 04 and winning 2-1 at Montpellier Hérault SC. The previous season they also finished third in their section, losing away against Arsenal and Borussia Dortmund while winning in France against Olympique de Marseille.

### Team ties

- Javier Saviola spent three seasons with Benfica from 2009 to 2012, winning the Portuguese title in 2009/10 and the League Cup three times. In 122 matches he scored 39 goals.

- Saviola and fellow Argentinian Ezequiel Garay were team-mates at Benfica in 2011/12 having also played together at Real Madrid CF in 2008/09.

- Roberto played for Benfica in 2010/11, helping them reach the UEFA Europa League semi-finals. He made 41 starts.

- Ljubomir Fejsa spent two seasons at Olympiacos before moving to Benfica this summer. He made 33 appearances, scoring once.

- Paulo Machado is a product of FC Porto's youth system and faced Benfica on six occasions with CF Estrela da Amadora, UD Leiria and Leixões SC. He scored Amadora's goal in a 2-1 home defeat by Benfica on 4 March 2006.

- Machado is a team-mate of Rúben Amorim, Sílvio, André Almeida and André Gomes with Portugal.

- Leandro Salino faced Benfica 12 times while with CD Nacional and SC Braga. In the 2010/11 UEFA Europa League semi-finals he helped Braga overcome Benfica to advance to the final.

- During three years at Braga, Salino was a team-mate of Sílvio, Artur, Lima and Rúben Amorim.

- The Estádio do Sport Lisboa e Benfica has special meaning for Greek football as it is where Greece were crowned UEFA EURO 2004 champions by beating Portugal 1-0.

## Match facts

---

### Benfica

#### UEFA milestones and competition statistics

- This season's final takes place at the Estádio do Sport Lisboa e Benfica.
- Benfica have conceded 398 goals in UEFA competition.

#### General information

- Silvío, fit after a knee problem, made his debut on Saturday as Benfica beat third-tier CD Cinfães in the Portuguese Cup third round, Ola John scoring the only goal of the game. Rúben Amorim shook off a thigh problem to start.
- Lazar Marković withdrew from this month's Serbia U21 national squad after suffering a thigh injury on 6 October. He, Rodrigo (knee), André Gomes and Miralej Sulejmani (both thigh) missed Saturday's game.
- Eduardo Salvio has not been registered for the UEFA Champions League after tearing knee ligaments in the 1-1 draw against Sporting Clube de Portugal on 31 August. He is expected to be out until the new year.
- Jorge Jesus is in his fifth season in charge and is Benfica's longest-serving coach since Otto Glória (1954-59).
- Benfica lost 2-1 at CS Marítimo on the opening day of the season and have now gone a record nine years without winning in round one. Giovanni Trapattoni was at the helm the last time they managed it.

#### International duty

- The club had five players on international duty: André Almeida (Portugal), Nemanja Matić (Serbia), Ezequiel Garay (Argentina), Maxi Pereira (Uruguay), Óscar Cardozo (Paraguay).
- Almeida made his Portugal debut in a 1-1 draw with Israel on 11 October, playing the full 90 minutes again four days later in a 3-0 win against Luxembourg.

### Olympiacos

#### UEFA milestones and competition statistics

- Kostas Mitroglou became the first Greek player to score a UEFA Champions League hat-trick at RSC Anderlecht on matchday two. The forward is now third in Olympiacos' all-time European scoring standings with 12 goals, behind Nikos Anastopoulos (14) and Predrag Djordjević (15).
- Olympiacos have conceded 199 European Cup goals. Their next defeat in UEFA competition will be their 100th.
- The Greek champions are 27 games without a draw in UEFA competition, winning 14 and losing 13 since their UEFA Champions League meeting at AZ Alkmaar ended goalless on 24 November 2009.
- Only eight players registered for last season's group stage feature this time round: Balázs Megyeri, José Holebas, Giannis Maniatis, Mitroglou, David Fuster, Dimitris Siovas, Kostas Manolas and Paulo Machado.
- Roberto saved penalties on the first two matchdays, denying Paris Saint-Germain FC's Zlatan Ibrahimović and Anderlecht's Aleksandar Mitrović.

#### General information

- On 25 September, Avraam Papadopoulos (out since April with a knee problem) made his comeback in a 5-1 victory over third-tier Fokikos FC in the Greek Cup. He started again on Saturday as Olympiacos won 4-1 at Platánias FC; Leandro Salino returned to the side after a hamstring problem suffered at the end of September.
- Gaëtan Bong (groin) and Holebas (quadriceps) missed Saturday's win with injuries picked up on international duty while Sambou Yatabaré was left out after returning late from representing Mali.
- Mitroglou netted his fourth hat-trick of the season in the 6-0 win against Veria FC on 6 October, his second back-to-back treble of 2013/14. He had never scored a hat-trick before this term.
- Machado has been out with a knee injury since 22 September.

#### International duty

- There were 13 Olympiacos players called up for senior duty during the international break: Maniatis, Siovas, Mitroglou, Holebas, Andreas Samaris, Manolas (Greece), Vladimír Weiss (Slovakia), Carl Medjani (Algeria), Bong (Cameroon), Balázs Megyeri (Hungary), Yatabaré (Mali), Joel Campbell (Costa Rica), Roy Carroll (Northern Ireland).
- Samaris earned his first cap for Greece on 15 October, coming off the bench in a 2-0 win against Liechtenstein.
- Medjani scored Algeria's second goal in their 3-2 FIFA World Cup play-off first leg loss to Burkina Faso.

## Squad list

---

## Head coach

---

### SL Benfica: Jorge Jesus

---

**Date of birth:** 24 July 1954

**Nationality:** Portuguese

**Playing career:** Sporting Clube de Portugal, GD Peniche, SC Olhanense, CF Os Belenenses, GD Riopole, Juventude SC, UD Leiria, Vitória FC, SC Farense, CF Estrela da Amadora, Benfica e Castelo Branco, SR Alcantarense

**Coaching career:** Amora FC, FC Felgueiras, CF Estrela da Amadora (twice), Vitória FC, Vitória SC, Moreirense FC, UD Leiria, CF Os Belenenses, SC Braga, SL Benfica

- A midfielder at Sporting, Jesus enjoyed a long if low-key career with a number of smaller Portuguese sides before moving into coaching with fourth division Amora after hanging up his boots in 1989, leading them to a title.
- More success followed at Felgueiras, whom he led from the third division to the Liga in successive seasons, though they were relegated in their third campaign under his command in 1995/96.
- Further Liga experience came at hometown side Estrela da Amadora, Setúbal and Guimarães, though he endured another relegation with Moreirense in 2004/05. In 2006/07, he guided Belenenses to fifth place and the Portuguese Cup final, where despite losing to Sporting they earned a place in the UEFA Cup.
- Even better followed at Braga in 2008/09 as he guided them to UEFA Intertoto Cup success and subsequently the UEFA Cup round of 16. A fifth-place Liga finish prompted Benfica to lure him back to Lisbon in 2009 and Jesus rewarded their faith with the league title and League Cup in his debut campaign.
- After completing a hat-trick of Portuguese League Cup triumphs in 2012, Jesus's Benfica came tantalisingly close to an even bigger hat-trick in 2013, only to finish runners-up in both the Portuguese Liga and Cup and lose the UEFA Europa League final to Chelsea FC. Despite that disappointment, he signed a two-year contract extension in June 2013.

### Olympiacos FC: Michel

---

**Date of birth:** 23 March 1963

**Nationality:** Spanish

**Playing career:** Real Madrid CF, Atlético Celaya

**Coaching career:** Rayo Vallecano de Madrid, Real Madrid Castilla, Getafe CF, Sevilla FC, Olympiacos FC

- Joined Real Madrid aged 13, rising through the club's ranks before winning the second division championship with 'B' side Real Madrid Castilla. Subsequently stepped up to the first team and would later become one of five key home-grown players known as La Quinta del Buitre, or The Vulture (Emilio Butragueño) and Co.
- The right-sided midfielder played in 559 official games for the capital outfit with whom he won – among other titles – six Ligas and back-to-back UEFA Cups (1985, 1986). Michel also represented Spain at youth, Under-21 and senior level, scoring 21 goals in 66 appearances for La Roja between 1985 and 1992.
- Led Rayo Vallecano to fifth place in the Spanish third tier in his first stint as coach in 2005. Subsequently headed back to Madrid to take charge of Castilla, but it was at Getafe where his reputation as a tactician grew, helping the club to avoid relegation on the last day of the 2009/10 campaign.
- Enjoyed a brief stint at Sevilla before deciding to pursue a career outside Spain. In February 2013, he was appointed by Olympiacos, taking over from UEFA EURO 2004-winning goalkeeper Antonis Nikopolidis, who had stepped in as interim coach a month earlier when the Piraeus club fired Leonardo Jardim.
- Shortly after his appointment, Olympiacos failed to make it past the UEFA Europa League round of 32, succumbing to Levante UD. They were well on their way to their 40th league title, though, the first of Michel's coaching career, while they also secured the domestic double by beating Asteras Tripolis FC in the Greek Cup final.

## Match officials

|                                      |   |
|--------------------------------------|---|
| <b>Referee</b>                       | Alberto Undiano Mallenco (ESP)                                      |
| <b>Assistant referees</b>            | Raúl Cabanero Martínez (ESP) , Roberto Díaz Pérez del Palomar (ESP) |
| <b>Additional assistant referees</b> | Carlos Gómez (ESP) , Javier Estrada (ESP)                           |
| <b>Fourth official</b>               | Pau Cebrian Devis (ESP)   |
| <b>UEFA Delegate</b>                 | Mike Appleby (ENG)  |
| <b>UEFA Referee observer</b>         | Rene H.J. Temmink (NED)   |

## Referee

| Name                     | Date of birth | UEFA Champions League matches | UEFA matches |
|--------------------------|---------------|-------------------------------|--------------|
| Alberto Undiano Mallenco | 08/10/1973    | 23                            | 68           |

## Alberto Undiano Mallenco

**Referee since:** 1988

**First division:** 2000

**FIFA badge:** 2004

**Tournaments:** 2013 FIFA U-20 World Cup, 2010 FIFA World Cup, 2009 FIFA U-20 World Cup, 2008 FIFA Club World Cup, 2007 FIFA U-20 World Cup, 2006 UEFA European Under-21 Championship, 2005 UEFA European Under-19 Championship

### Finals

2007 FIFA U-20 World Cup

## UEFA Champions League matches involving teams from the two countries involved in this match

| Date       | Competition | Stage | Home               | Away                 | Result | Venue         |
|------------|-------------|-------|--------------------|----------------------|--------|---------------|
| 25/11/2008 | UCL         | GS    | Fenerbahçe SK      | FC Porto             | 1-2    | Istanbul      |
| 26/08/2009 | UCL         | PO    | Olympiacos FC      | FC Sheriff           | 1-0    | Piraeus       |
| 24/11/2009 | UCL         | GS    | AZ Alkmaar         | Olympiacos FC        | 0-0    | Alkmaar       |
| 20/10/2010 | UCL         | GS    | Olympique Lyonnais | SL Benfica           | 2-0    | Lyon          |
| 16/08/2011 | UCL         | PO    | FC Twente          | SL Benfica           | 2-2    | Enschede      |
| 06/12/2011 | UCL         | GS    | Olympiacos FC      | Arsenal FC           | 3-1    | Piraeus       |
| 06/11/2012 | UCL         | GS    | FC Dynamo Kyiv     | FC Porto             | 0-0    | Kyiv          |
| 04/12/2012 | UCL         | GS    | Olympiacos FC      | Arsenal FC           | 2-1    | Piraeus       |
| 28/08/2013 | UCL         | PO    | FC Zenit           | FC Paços de Ferreira | 4-2    | St Petersburg |

## Other matches involving teams from either of the two countries involved in this match

| Date       | Competition | Stage | Home           | Away           | Result | Venue   |
|------------|-------------|-------|----------------|----------------|--------|---------|
| 29/11/2007 | UEL         | GS    | Panionios GSS  | Galatasaray AŞ | 0-3    | Athens  |
| 11/02/2009 | FRIE.       | R1    | Greece         | Denmark        | 1-1    | Piraeus |
| 16/02/2012 | UEL         | R32   | Udinese Calcio | PAOK FC        | 0-0    | Udine   |
| 06/02/2013 | FRIE.       | R1    | Greece         | Switzerland    | 0-0    | Piraeus |



## Fixtures and results

---

Exception in

[/mediaservices/presskits/uefachampionsleague/season=2014/round=2000479/day=3/session=2/match=2011796/chaç

Slot []

ExceptionInfo [Error executing child request for /code/PressKits/fixturesAndResults.aspx.]

Inner Exception [Exception of type 'System.Web.HttpUnhandledException' was thrown.]

## Match-by-match lineups

---

Exception in

[/mediaservices/presskits/uefachampionsleague/season=2014/round=2000479/day=3/session=2/match=2011796/chaç

Slot []

ExceptionInfo [Error executing child request for /code/PressKits/matchByMatch.aspx.]

Inner Exception [Exception of type 'System.Web.HttpUnhandledException' was thrown.]

# Group Standings

---

## Competition facts

---

### UEFA Champions League final: Did you know?

- Spain are the most successful nation with seven triumphs, one more than Italy. Spain's wins – 1998, 2000, 2002, 2006, 2009, 2011 and 2014 – came from 11 final dates while Italy were victorious in 1994, 1996, 2003, 2007 and 2010 from their 11 appearances. England emerged victorious in 1999, 2005, 2008 and 2012 and were losing finalists in 2006, 2007, 2008, 2009 and 2011 while Germany were winners in 1997, 2001 and 2013 and runners-up in 1999, 2002, 2010, 2012 and 2013.
- No team has played in more finals than AC Milan, who made their sixth appearance in 2007. Real Madrid CF, however have four final victories (1998, 2000, 2002, 2014), one more than both AC Milan (1994, 2003, 2007) and FC Barcelona (2006, 2009, 2011).
- With 26, Italy has the most appearances per nation in all-time European Cup finals – of those 12 have ended in victory and 14 in defeat. Spain has recorded 14 wins from 24 final appearances; England has 12 wins from 19 final appearances, with Germany on 17 appearances, (seven wins), Portugal nine (four wins) and the Netherlands eight (six wins).
- There have been five finals between teams from the same country. In 2000 Real Madrid beat Valencia CF 3-0 at the Stade de France; three years later Milan defeated Juventus on penalties at Old Trafford; in 2008 Manchester United overcame Chelsea FC in Moscow, also on spot kicks; in 2013 FC Bayern München beat Borussia Dortmund 2-1 at Wembley and in 2014 Real Madrid overcame Club Atlético de Madrid 4-1 after extra time in Lisbon in the first European final between teams from the same city.
- In the previous 22 UEFA Champions League finals, there have been 16 outright wins and six matches decided on shoot-outs. A total of 59 goals have been scored with the most common results being 2-1, which has happened on five occasions; there have been four 1-1 draws, and three finals have finished 1-0.
- Sixteen European Cup finals have gone to extra time, including the 2014 decider. The finals of 1958, 1968, 1970, 1992 and 2014 were decided in the additional period, while the 1974 showpiece between Bayern and Club Atlético de Madrid ended 1-1 after 120 minutes with Bayern winning a replay. The other ten finals were settled by a penalty shoot-out after extra time: in 1984, 1986, 1988, 1991, 1996, 2001, 2003, 2005, 2008 and 2012 when Chelsea defeated Bayern 4-3 in the shoot-out after a 1-1 draw.
- Milan's 4-0 win against FC Barcelona in the 1994 final remains the biggest winning margin and the Rossoneri were also involved in the highest scoring showpiece when they shared six goals with Liverpool in 2005 before penalties. In terms of the European Cup, Madrid's 7-3 defeat of Eintracht Frankfurt in 1960 remains the most impressive while Bayern (1974 v Club Atlético de Madrid) and Milan (1989 v FC Steaua Bucureşti) also recorded 4-0 successes.
- No player has scored a hat-trick in a UEFA Champions League final. Daniele Massaro (Milan 1994), Karl-Heinz Riedle (Borussia Dortmund 1997), Hernán Crespo (Milan 2005), Filippo Inzaghi (Milan 2007) and Diego Milito (FC Internazionale Milano 2010) all struck twice. In European Cup terms, Ferenc Puskás scored four goals in Madrid's 7-3 defeat of Eintracht Frankfurt in 1960, when Alfredo di Stéfano found the net three times; Puskás scored another final hat-trick in 1962 with Pierino Prati (Milan 1969) the only other player to have managed a final hat-trick.
- Only Raúl González (Madrid 2000 and 2002), Samuel Eto'o (Barcelona 2006 and 2009), Lionel Messi (Barcelona 2009 and 2011) and Cristiano Ronaldo (Manchester United FC 2008, Real Madrid CF 2014) have scored in two UEFA Champions League finals – part of an exclusive club of 17 players to have found the net in more than one European Cup showpiece. Di Stéfano and Puskás lead the list having each scored seven goals for Madrid.
- Paolo Maldini's goal 51 seconds into the 2005 showpiece is the fastest in a UEFA Champions League final.
- Jens Lehmann (2006) and Didier Drogba (2008) are the only players to be dismissed in a European Cup final.
- Clarence Seedorf is the only player to win the European Cup with three clubs (AFC Ajax 1995, Real Madrid 1998, Milan 2003, 2007). Bob Paisley (Liverpool 1977, 1978, 1981) was the first coach to win three times, a feat Carlo Ancelotti (Milan 2003, 2007, Real Madrid 2014) equalled.
- In 2014 Ancelotti also became the fifth coach to win the trophy with two clubs; Ottmar Hitzfeld (Dortmund 1997, Bayern 2001), Ernst Happel (Feyenoord 1970, Hamburger SV 1983), José Mourinho (FC Porto 2004, FC Internazionale Milano 2010) and Jupp Heynckes (Real Madrid 1998, Bayern 2013) had previously achieved the feat.
- Only two teams have ever won the UEFA Champions League on home soil: Dortmund (1997, final in Munich) and Juventus (1996, final in Rome), while Manchester United lost the 2011 final in London and 12 months later Bayern were beaten in the showpiece in their own stadium, the Fußball Arena München.
- No team has successfully defended the UEFA Champions League trophy with Milan (1989, 1990) the last club to win consecutive European Cups. Milan (1994, 1995), Ajax (1995, 1996), Juventus (1996, 1997) and Manchester United

(2008, 2009) have all returned to the final as holders only to lose.

## Team facts

---

### SL Benfica

**Formed:** 1904

**Nickname:** As Águias (The Eagles)

#### UEFA club competition honours (runners-up in brackets)

- European Cup (2): 1961, 1962, (1963), (1965), (1968), (1988), (1990)
- UEFA Cup/UEFA Europa League: (1983), (2013)

#### Domestic honours (most recent triumph in brackets)

League title: 32 (2010)

Portuguese Cup: 24 (2004)

#### Ten-year European record (UEFA Champions League unless indicated otherwise)

**2012/13:** UEFA Europa League runners-up (having transferred from UEFA Champions League group stage)

**2011/12:** quarter-finals

**2010/11:** UEFA Europa League semi-finals (having transferred from UEFA Champions League group stage)

**2009/10:** UEFA Europa League quarter-finals

**2008/09:** UEFA Cup group stage

**2007/08:** UEFA Cup round of 16 (having transferred from UEFA Champions League group stage)

**2006/07:** UEFA Cup quarter-finals (having transferred from UEFA Champions League group stage)

**2005/06:** quarter-finals

**2004/05:** UEFA Cup round of 32 (having transferred from UEFA Champions League third qualifying round)

**2003/04:** UEFA Cup fourth round (having transferred from UEFA Champions League third qualifying round)

### Records

#### UEFA club competition

- Biggest home win

**10-0:** Benfica v CS Stade Dudelange

05/10/65, European Champion Clubs' Cup preliminary round second leg

- Biggest away win

**0-8:** CS Stade Dudelange v Benfica

30/09/65, European Champion Clubs' Cup preliminary round first leg

- Heaviest home defeat

**1-5:** Benfica v Manchester United FC

09/03/66, European Champion Clubs' Cup quarter-finals second leg

- Heaviest away defeat

**7-0:** RC Celta de Vigo v Benfica

25/11/99, UEFA Cup third round first leg

#### UEFA Champions League (group stage to final only)

- Biggest home win

**3-0:** Benfica v Celtic FC

01/11/06, group stage

- Biggest away win

**0-2** twice, most recently v FC Basel 1893

18/10/11, group stage

- Heaviest home defeat

**0-2:** Benfica v FC Barcelona

02/10/12, group stage

- Heaviest away defeat

**3-0** three times, most recently v Paris Saint-Germain

02/10/13, group stage

### Olympiacos FC

**Formed:** 1925

**Nickname:** Erythrolefki (Red and Whites), Thrylos (Legend)

#### UEFA club competition honours (runners-up in brackets)

- None

### Domestic honours (most recent triumph in brackets)

League title: 40 (2013)

Greek Cup: 26 (2013)

### Ten-year European record (UEFA Champions League unless indicated otherwise)

**2012/13:** UEFA Europa League round of 32 (having transferred from UEFA Champions League group stage)

**2011/12:** UEFA Europa League round of 16 (having transferred from UEFA Champions League group stage)

**2010/11:** UEFA Europa League third qualifying round

**2009/10:** round of 16

**2008/09:** UEFA Cup round of 32 (having transferred from UEFA Champions League third qualifying round)

**2007/08:** round of 16

**2006/07:** group stage

**2005/06:** group stage

**2004/05:** UEFA Cup round of 16 (having transferred from UEFA Champions League group stage)

**2003/04:** group stage

### Records

#### UEFA club competition

- Biggest home win

**6-1:** Olympiacos v KS Besa

22/07/10, UEFA Europa League second qualifying round second leg

**5-0** twice, most recently v FC Nordsjælland

02/10/08, UEFA Cup first round second leg

- Biggest away win

**0-5:** KS Besa v Olympiacos

15/07/10, UEFA Europa League second qualifying round first leg

- Heaviest home defeat

**0-4:** Olympiacos v Hamburger SV

03/11/82, European Champion Clubs' Cup second round second leg

- Heaviest away defeat

**7-0:** Juventus v Olympiacos

10/12/03, UEFA Champions League group stage

#### UEFA Champions League (group stage to final only)

- Biggest home win

**6-2:** Olympiacos v Bayer 04 Leverkusen

19/09/02, first group stage

- Biggest away win

**0-3:** RSC Anderlecht v Olympiacos

02/10/13, group stage

- Heaviest home defeat

**1-4:** Olympiacos v Olympique Lyonnais

01/11/05, group stage

- Heaviest away defeat

**7-0:** Juventus v Olympiacos (see above for details)

## Legend

---

### ALL-TIME STATISTICS

The all-time record of the competing clubs in UEFA club competition.

**UEFA club competition:** These are the official statistics considered valid for communicating official records in UEFA club competition defined as European Champion Clubs' Cup, UEFA Champions League, UEFA Europa League, UEFA Cup Winner's Cup UEFA Super Cup, UEFA Intertoto Cup and European/South American Cup. Matches in the Inter-Cities Fairs Cup and the 1972 Super Cup are not included as they were not held under UEFA auspices, while the FIFA Club World Cup is excluded.

### Match officials

**UCL:** Total matches officiated in the UEFA Champions League from 1992/93 season, group stage to final only. Matches where the official has acted as the fourth official are not included in these statistics. These are the official statistics considered valid for communicating official records.

**UEFA:** Total matches officiated in UEFA club competition including all qualifying round matches. Matches where the official has acted as the fourth official are not included in these statistics. These are the official statistics considered valid for communicating official records.

## Competitions

---

### Club competitions

**UCL:** UEFA Champions League  
**ECCC:** European Champion Clubs' Cup  
**UEL:** UEFA Europa League  
**UCUP:** UEFA Cup  
**UCWC:** UEFA Cup Winners' Cup  
**SCUP:** UEFA Super Cup  
**UIC:** UEFA Intertoto Cup  
**ICF:** Inter-Cities Fairs Cup

### National team competitions

**EURO:** UEFA European Football Championship  
**WC:** FIFA World Cup  
**CONFCUP:** FIFA Confederations Cup  
**FRIE:** Friendly internationals  
**U21FRIE:** Under-21 friendly internationals  
**U21:** UEFA European Under-21 Championship  
**U17:** UEFA Under-17 Championship  
**U16:** UEFA European Under-16 Championship  
**U19:** UEFA Under-19 Championship  
**U18:** UEFA European Under-18 Championship  
**WWC:** FIFA Women's World Cup  
**WEURO:** UEFA European Women's Championship

### Competition stages

---

|   |  |
|---|--|
| <b>F:</b> Final                               | <b>GS:</b> Group stage                       |
| <b>GS1:</b> First group stage                 | <b>GS2:</b> Second group stage               |
| <b>3QR:</b> Third qualifying round            | <b>R1:</b> First round                       |
| <b>R2:</b> Second round                       | <b>R3:</b> Third round                       |
| <b>R4:</b> Fourth round                       | <b>PR:</b> Preliminary round                 |
| <b>SF:</b> Semi-finals                        | <b>QF:</b> Quarter-finals                    |
| <b>R16:</b> round of 16                       | <b>QR:</b> Qualifying round                  |
| <b>R32:</b> Round of 32                       | <b>1QR:</b> First qualifying round           |
| <b>1st:</b> first leg                         | <b>2QR:</b> Second qualifying round          |
| <b>2nd:</b> second leg                        | <b>FT:</b> Final tournament                  |
| <b>PO:</b> Play-off                           | <b>ELITE:</b> Elite round                    |
| <b>Rep:</b> Replay                            | <b>3rdPO:</b> Third-place play-off           |
| <b>PO - FT:</b> Play-off for Final Tournament | <b>GS-FT:</b> Group stage – final tournament |

### Other abbreviations

---

|   |   |
|---|---|
| <b>(aet):</b> After extra time          | <b>pens:</b> Penalties                    |
| <b>No.:</b> Number                      | <b>og:</b> Own goal                       |
| <b>ag:</b> Match decided on away goals  | <b>P:</b> Penalty                         |
| <b>Pld:</b> Matches played              | <b>agg:</b> Aggregate                     |
| <b>Pos.:</b> Position                   | <b>AP:</b> Appearances                    |
| <b>Pts:</b> Points                      | <b>Comp.:</b> Competition                 |
| <b>R:</b> Sent off (straight red card)  | <b>D:</b> Drawn                           |
| <b>Res.:</b> Result                     | <b>DoB:</b> Date of birth                 |
| <b>sg:</b> Match decided by silver goal | <b>ET:</b> Extra Time                     |
| <b>GF:</b> Goals for                    | <b>GA:</b> Goals against                  |
| <b>gg:</b> Match decided by golden goal | <b>t:</b> Match decided by toss of a coin |
| <b>Y/R:</b> Sent off (two yellow cards) | <b>W:</b> Won                             |
| <b>f:</b> Match forfeited               | <b>Y:</b> Booked                          |
|   | <b>L:</b> Lost                            |
|   | <b>Nat.:</b> Nationality                  |
|   | <b>N/A:</b> Not applicable                |

## Statistics

---

**-:** Denotes player substituted  
**\***: Denotes player sent off

**+**: Denotes player introduced  
**+/-:** Denotes player introduced and substituted



## Squad list

---

**D:** Disciplinary

\*: Misses next match if booked

**S:** Suspended

**UCLQ:** Current season total UEFA Champions League appearances in the qualifying rounds and play-offs only

**UCL:** Current season total UEFA Champions League appearances from group stage onwards prior to current matchday

**UCL:** Total appearances in the UEFA Champions League from 1992/93 season, group stage to final only

**UEFA:** All-time total appearances in UEFA club competition including qualifying

**Disclaimer:** Although UEFA has taken all reasonable care that the information contained within this document is accurate at the time of publication, no representation or guarantee (including liability towards third parties), expressed or implied, is made as to its accuracy, reliability or completeness. Therefore, UEFA assumes no liability for the use or interpretation of information contained herein. More information can be found in the competition regulations available on UEFA.com.

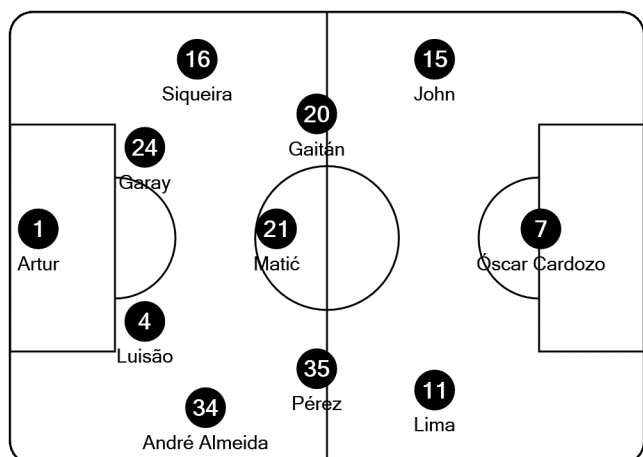
## Tactical lineups

Matchday 3 - Wednesday 23 October 2013

Group C - Estádio do SL Benfica - Lisbon

### SL Benfica

- 1 Artur (GK)
- © 4 Luisão
- 7 Óscar Cardozo
- 11 Lima
- 15 Ola John
- 16 Guilherme Siqueira
- 20 Nicolás Gaitán
- 21 Nemanja Matić
- 24 Ezequiel Garay
- 34 André Almeida
- 35 Enzo Pérez



- 13 Paulo Lopes (GK)
- 6 Rúben Amorim
- 10 Filip Djuričić
- 14 Maxi Pereira
- 19 Rodrigo
- 33 Jardel
- 90 Ivan Cavaleiro

Coach:

Jorge Jesus

Referee:

Alberto Undiano Mallenco (ESP)

Fourth official:

Pau Cebrian Devis (ESP)

UEFA delegate:

Mike Appleby (ENG)

Weather Conditions: Rain / Temperature: 19°C / Humidity: 90%


© Captain

(GK) Goalkeeper

(\*) Misses next match if booked

### Olympiacos FC

- 16 Roberto (GK)
- © 2 Giannis Maniatis
- 11 Kostas Mitroglou
- 14 Andreas Samaris
- 19 David Fuster
- 20 José Holebas
- 23 Dimitris Siovas
- 24 Kostas Manolas
- 30 Leandro Salino
- 35 Alejandro Domínguez
- 79 Vladimír Weiss



- 42 Balázs Megyeri (GK)
- 8 Delvin N'Dinga
- 9 Javier Saviola
- 22 Carl Medjani
- 26 Joel Campbell
- 60 Sambou Yatabaré
- 99 Michael Olaitan

Coach:

Michel

Assistant referees:

Raúl Cabanero Martínez (ESP)

Roberto Díaz Pérez del Palomar (ESP)

Additional assistant referees:

Carlos Gomez (ESP)

Javier Estrada (ESP)

19:46:59CET  
23 Oct 2013

## Half-time report

Matchday 3 - Wednesday 23 October 2013

Group C - Estádio do SL Benfica - Lisbon

SL Benfica

Olympiacos FC

0

20.45 CET



1

- 1 Artur (GK)
- Ⓢ 4 Luisão
- 7 Óscar Cardozo
- 11 Lima
- 15 Ola John
- 16 Guilherme Siqueira
- 20 Nicolás Gaitán
- 21 Nemanja Matić
- 24 Ezequiel Garay
- 34 André Almeida
- 35 Enzo Pérez
  
- 13 Paulo Lopes (GK)
- 6 Rúben Amorim
- 10 Filip Djuričić
- 14 Maxi Pereira
- 19 Rodrigo
- 33 Jardel
- 90 Ivan Cavaleiro

Coach:  
Jorge Jesus

|                    |        |
|--------------------|--------|
| Attempts total     | 6      |
| Attempts on target | 3      |
| Saves              | 1      |
| Corners            | 3      |
| Offsides           | 2      |
| Fouls Committed    | 12     |
| Fouls Suffered     | 7      |
| Free kicks to goal | 1      |
| Possession         | 52%    |
| Ball in play       | 14'55" |
| Total ball in play | 28'48" |

*Referee:*

Alberto Undiano Mallenco (ESP)

*Assistant referees:*

Raúl Cabanero Martínez (ESP)

Roberto Díaz Pérez del Palomar (ESP)

*Additional assistant referees:*

Carlos Gomez (ESP)

Javier Estrada (ESP)

- 16 Roberto (GK)
- Ⓢ 2 Giannis Maniatis
- 11 Kostas Mitroglou
- 14 Andreas Samaris
- 19 David Fuster
- 20 José Holebas
- 23 Dimitris Siovas
- 24 Kostas Manolas
- 30 Leandro Salino
- 35 Alejandro Domínguez
- 79 Vladimír Weiss
  
- 42 Balázs Megyeri (GK)
- 8 Delvin N'Dinga
- 9 Javier Saviola
- 22 Carl Medjani
- 26 Joel Campbell
- 60 Sambou Yatabaré
- 99 Michael Olaitan

Coach:  
Michel

|                    |        |
|--------------------|--------|
| Attempts total     | 4      |
| Attempts on target | 3      |
| Saves              | 2      |
| Corners            | 0      |
| Offsides           | 1      |
| Fouls Committed    | 7      |
| Fouls Suffered     | 12     |
| Free kicks to goal | 0      |
| Possession         | 48%    |
| Ball in play       | 13'53" |
| Total ball in play | 28'48" |

*Fourth official:*

Pau Cebrian Devis (ESP)

*UEFA delegate:*

Mike Appleby (ENG)

29' ⚽ 35 Alejandro Domínguez

36' ⚠ 19 David Fuster

42' ⚠ 79 Vladimír Weiss

45'

13"

# Full-time report

Matchday 3 - Wednesday 23 October 2013

Group C - Estádio do SL Benfica - Lisbon

**SL Benfica**

**Olympiacos FC**

**1**  
**(0)**

half time



20.45CET



**1**  
**(1)**

half time

- 1 Artur (GK)
- Ⓢ 4 Luisão
- 7 Óscar Cardozo
- 11 Lima
- 15 Ola John
- 16 Guilherme Siqueira
- 20 Nicolás Gaitán
- 21 Nemanja Matić
- 24 Ezequiel Garay
- 34 André Almeida
- 35 Enzo Pérez
- 13 Paulo Lopes (GK)
- 6 Rúben Amorim
- 10 Filip Djuričić
- 14 Maxi Pereira
- 19 Rodrigo
- 33 Jardel
- 90 Ivan Cavaleiro

Coach:  
Jorge Jesus

|                    | Half   | Full   |
|--------------------|--------|--------|
| Attempts total     | 6      | 8      |
| Attempts on target | 3      | 4      |
| Saves              | 1      | 1      |
| Corners            | 3      | 7      |
| Offsides           | 2      | 4      |
| Fouls Committed    | 12     | 25     |
| Fouls Suffered     | 7      | 15     |
| Free kicks to goal | 1      | 1      |
| Possession         | 53%    | 52%    |
| Ball in play       | 15'10" | 27'27" |
| Total ball in play | 28'38" | 52'56" |

Referee:

Alberto Undiano Mallenco (ESP)

Assistant referees:

Raúl Cabanero Martínez (ESP)

Roberto Díaz Pérez del Palomar (ESP)

Additional assistant referees:

Carlos Gomez (ESP)

Javier Estrada (ESP)

- 90 Ivan Cavaleiro (in) (out)
- 15 Ola John (out)
- 46'
- 35 Enzo Pérez (Y) 55'
- 20 Nicolás Gaitán (Y) 62'
- 6 Rúben Amorim (in) (out)
- 35 Enzo Pérez (out)
- 19 Rodrigo (in) (out)
- 20 Nicolás Gaitán (out)
- 82'
- 82'
- 7 Óscar Cardozo (G) 83'

45'

13"

90'

3'05"

- 29' (G) 35 Alejandro Domínguez
- 36' (Y) 19 David Fuster
- 42' (Y) 79 Vladimír Weiss

- 46'
- 56' (in) (out) 8 Delvin N'Dinga
- 56' (out) 79 Vladimír Weiss
- 59' (Y) 11 Kostas Mitroglou
- 69' (in) (out) 60 Sambou Yatabaré
- 69' (out) 19 David Fuster
- 88' (in) (out) 22 Carl Medjani
- 88' (out) 35 Alejandro Domínguez

- 16 Roberto (GK)
- Ⓢ 2 Giannis Maniatis
- 11 Kostas Mitroglou
- 14 Andreas Samaris
- 19 David Fuster
- 20 José Holebas
- 23 Dimitris Siovas
- 24 Kostas Manolas
- 30 Leandro Salino
- 35 Alejandro Domínguez
- 79 Vladimír Weiss
- 42 Balázs Megyeri (GK)
- 8 Delvin N'Dinga
- 9 Javier Saviola
- 22 Carl Medjani
- 26 Joel Campbell
- 60 Sambou Yatabaré
- 99 Michael Olaitan

Coach:  
Michel

|                    | Half   | Full   |
|--------------------|--------|--------|
| Attempts total     | 4      | 10     |
| Attempts on target | 3      | 6      |
| Saves              | 2      | 2      |
| Corners            | 0      | 0      |
| Offsides           | 1      | 3      |
| Fouls Committed    | 7      | 16     |
| Fouls Suffered     | 12     | 25     |
| Free kicks to goal | 0      | 0      |
| Possession         | 47%    | 48%    |
| Ball in play       | 13'28" | 25'29" |
| Total ball in play | 28'38" | 52'56" |

Fourth official:

Pau Cebrían Devis (ESP)

UEFA delegate:

Mike Appleby (ENG)

Attendance: 38.149

## Player Summary Statistics

Matchday 3 - Wednesday 23 October 2013

Group C - Estádio do SL Benfica - Lisbon

**SL Benfica**

**1 - 1**

**Olympiacos FC**



|                    |    | M      | G | T | P | B | W | FC | FS | O | Y | R |
|--------------------|----|--------|---|---|---|---|---|----|----|---|---|---|
| Artur              | 1  | 93'18" |   |   |   |   |   |    |    |   |   |   |
| Luisão             | 4  | 93'18" |   |   |   |   | 1 |    |    |   |   |   |
| Óscar Cardozo      | 7  | 93'18" | 1 | 2 |   |   |   | 3  | 1  | 1 |   |   |
| Lima               | 11 | 93'18" |   |   |   |   | 2 | 2  | 2  | 3 |   |   |
| Ola John           | 15 | 45'13" |   | 1 |   |   | 1 | 1  |    |   |   |   |
| Guilherme Siqueira | 16 | 93'18" |   |   |   |   |   | 6  | 2  |   |   |   |
| Nicolás Gaitán     | 20 | 81'53" |   | 1 |   |   |   | 3  | 1  |   | 1 |   |
| Nemanja Matić      | 21 | 93'18" |   |   |   |   |   | 2  |    |   |   |   |
| Ezequiel Garay     | 24 | 93'18" |   |   |   |   |   |    |    |   |   |   |
| André Almeida      | 34 | 93'18" |   |   |   |   |   | 3  | 3  |   |   |   |
| Enzo Pérez         | 35 | 81'46" |   |   |   |   |   | 4  | 6  |   | 1 |   |
| Paulo Lopes        | 13 |        |   |   |   |   |   |    |    |   |   |   |
| Rúben Amorim       | 6  | 11'32" |   |   |   |   |   | 1  |    |   |   |   |
| Filip Djuričić     | 10 |        |   |   |   |   |   |    |    |   |   |   |
| Maxi Pereira       | 14 |        |   |   |   |   |   |    |    |   |   |   |
| Rodrigo            | 19 | 11'25" |   |   |   |   |   |    |    |   |   |   |
| Jardel             | 33 |        |   |   |   |   |   |    |    |   |   |   |
| Ivan Cavaleiro     | 90 | 48'05" |   |   |   |   |   |    |    |   |   |   |



|  |  | M      | G | T | P | B | W | FC | FS | O | Y | R |
|--|--|--------|---|---|---|---|---|----|----|---|---|---|
|  |  | 93'18" |   |   |   |   |   |    |    |   |   |   |
|  |  | 93'18" |   |   |   |   |   | 4  | 1  |   |   |   |
|  |  | 93'18" |   | 3 |   |   | 3 | 1  | 2  | 2 | 1 |   |
|  |  | 93'18" |   |   |   |   |   | 1  | 3  |   |   |   |
|  |  | 68'31" |   | 1 |   |   |   | 1  | 2  |   | 1 |   |
|  |  | 93'18" |   |   |   |   | 1 | 1  | 3  |   |   |   |
|  |  | 93'18" |   |   |   |   |   | 2  |    |   |   |   |
|  |  | 93'18" |   |   |   |   |   |    | 1  |   |   |   |
|  |  | 93'18" |   |   |   |   |   |    | 3  |   |   |   |
|  |  | 87'48" | 1 | 1 |   |   |   | 2  | 5  | 1 |   |   |
|  |  | 55'43" |   |   |   |   |   | 3  | 4  |   | 1 |   |
|  |  | 37'35" |   | 1 |   |   |   |    |    |   |   |   |
|  |  | 5'30"  |   |   |   |   |   |    |    |   |   |   |
|  |  | 24'47" |   |   |   |   |   | 1  | 1  |   |   |   |

16 Roberto  
2 Giannis Maniatis  
11 Kostas Mitroglou  
14 Andreas Samaris  
19 David Fuster  
20 José Holebas  
23 Dimitris Siovas  
24 Kostas Manolas  
30 Leandro Salino  
35 Alejandro Domínguez  
79 Vladimír Weiss  
42 Balázs Megyeri  
8 Delvin N'Dinga  
9 Javier Saviola  
22 Carl Medjani  
26 Joel Campbell  
60 Sambou Yatabaré  
99 Michael Olaitan

**M** Minutes played  
**B** Attempts hitting bar  
**O** Offsides

**G** Goals scored  
**W** Other attempts off target  
**Y** Yellow cards

**T** Attempts on target  
**FC** Fouls committed  
**R** Red cards

**P** Attempts hitting post  
**FS** Fouls suffered

01:03:43CET  
24 Oct 2013

## Team statistics: Full time


Matchday 3 - Wednesday 23 October 2013


Group C - Estádio do SL Benfica - Lisbon

**SL Benfica**


**1 – 1**

**Olympiacos FC**

83'  Óscar Cardozo

29'  Alejandro Domínguez

|                                | First half |            | Second half |            | Total   |            | Season average |            |        | Season high |            |        |
|--------------------------------|------------|------------|-------------|------------|---------|------------|----------------|------------|--------|-------------|------------|--------|
|                                | Benfica    | Olympiacos | Benfica     | Olympiacos | Benfica | Olympiacos | Benfica        | Olympiacos | All    | Benfica     | Olympiacos | All    |
| <b>Scoring situations</b>      |            |            |             |            |         |            |                |            |        |             |            |        |
| Goals scored                   | 0          | 1          | 1           | 0          | 1       | 1          | 1              | 1.67       | 1.5    | 2           | 3          | 6      |
| open play                      | 0          | 1          | 1           | 0          | 1       | 1          | 1              | 1.67       | 1.28   | 2           | 3          | 6      |
| penalty                        | 0          | 0          | 0           | 0          | 0       | 0          | 0              | 0          | 0.09   | 0           | 0          | 1      |
| direct from free-kick          | 0          | 0          | 0           | 0          | 0       | 0          | 0              | 0          | 0.09   | 0           | 0          | 2      |
| Total attempts                 | 6          | 4          | 2           | 6          | 8       | 10         | 8.67           | 10         | 12.45  | 9           | 12         | 35     |
| on target                      | 3          | 3          | 1           | 3          | 4       | 6          | 5              | 5.33       | 7.26   | 7           | 6          | 22     |
| off target                     | 3          | 1          | 1           | 3          | 4       | 4          | 3.67           | 4.67       | 5.19   | 5           | 7          | 14     |
| Assists                        | 0          | 1          | 1           | 0          | 1       | 1          | 1              | 1.67       | 1.23   | 2           | 3          | 6      |
| Corners                        | 3          | 0          | 4           | 0          | 7       | 0          | 5              | 2          | 4.91   | 7           | 5          | 16     |
| Offsides                       | 2          | 1          | 2           | 2          | 4       | 3          | 2              | 5          | 2.35   | 4           | <b>8</b>   | 8      |
| Saves                          | 1          | 2          | 0           | 0          | 1       | 2          | 2.67           | 4          | 3.23   | 4           | 5          | 13     |
| <b>Time &amp; distance</b>     |            |            |             |            |         |            |                |            |        |             |            |        |
| Total time played (minutes)    | 45'13"     |            | 48'05"      |            | 93'18"  |            |                |            |        |             |            |        |
| Ball possession                | 52%        | 48%        | 54%         | 46%        | 53%     | 47%        |                |            |        |             |            |        |
| Distance covered (metres)      | 54687      | 52574      | 54169       | 51063      | 108856  | 103637     | 115125         | 106786     | 113321 | 118862      | 112073     | 126344 |
| <b>Discipline</b>              |            |            |             |            |         |            |                |            |        |             |            |        |
| Yellow cards                   | 0          | 2          | 2           | 1          | 2       | 3          | 1.33           | 2.33       | 1.84   | 2           | 3          | 5      |
| Red cards                      | 0          | 0          | 0           | 0          | 0       | 0          | 0              | 0          | 0.08   | 0           | 0          | 1      |
| Fouls committed                | 12         | 7          | 13          | 9          | 25      | 16         | 19.67          | 17.33      | 13.47  | <b>25</b>   | 22         | 25     |
| <b>Passing &amp; solo runs</b> |            |            |             |            |         |            |                |            |        |             |            |        |
| Passes attempted               | 278        | 213        | 202         | 175        | 480     | 388        | 472.67         | 407        | 562.45 | 513         | 444        | 930    |
| Long                           | 28         | 39         | 43          | 43         | 71      | 82         | 74.67          | 71.67      | 80.48  | 99          | 82         | 123    |
| Medium                         | 174        | 133        | 112         | 79         | 286     | 212        | 291.33         | 230.33     | 346.94 | 310         | 248        | 658    |
| Short                          | 76         | 41         | 47          | 53         | 123     | 94         | 106.67         | 105        | 135.03 | 123         | 131        | 253    |
| Passes completed               | 222        | 163        | 114         | 93         | 336     | 256        | 340            | 274.67     | 427.35 | 351         | 329        | 828    |
| Long                           | 17         | 23         | 27          | 15         | 44      | 38         | 47.67          | 33.33      | 49.37  | 59          | 38         | 90     |
| Medium                         | 140        | 109        | 60          | 45         | 200     | 154        | 217.67         | 166.33     | 279.42 | 228         | 190        | 608    |
| Short                          | 65         | 31         | 27          | 33         | 92      | 64         | 74.67          | 75         | 98.56  | 92          | 105        | 221    |
| Passes completion rate         | 80%        | 76%        | 56%         | 53%        | 70%     | 66%        | 72%            | 68%        | 76%    | 68%         | 74%        | 89%    |
| Long                           | 61%        | 59%        | 63%         | 35%        | 62%     | 46%        | 64%            | 46%        | 61%    | 60%         | 46%        | 73%    |
| Medium                         | 80%        | 82%        | 54%         | 57%        | 70%     | 73%        | 75%            | 72%        | 80%    | 74%         | 77%        | 92%    |
| Short                          | 86%        | 76%        | 57%         | 62%        | 75%     | 68%        | 70%            | 71%        | 73%    | 75%         | 80%        | 87%    |
| Delivery/solo runs             | 47         | 29         | 30          | 26         | 77      | 55         | 71             | 44.67      | 71.79  | 78          | 55         | 191    |
| into the attacking third       | 33         | 16         | 20          | 19         | 53      | 35         | 50             | 26.67      | 48.71  | 53          | 35         | 104    |
| into the key area              | 14         | 14         | 9           | 8          | 23      | 22         | 27             | 19.33      | 30.61  | 31          | 24         | 90     |
| into the penalty area          | 11         | 7          | 13          | 6          | 24      | 13         | 18.33          | 10.33      | 13.53  | 24          | 13         | 50     |

 Goals scored

 Penalty

**Bold values:** number 1 in the ranking

13:09:30 CET  
28 Oct 2013

## Passing distribution

Matchday 3 - Wednesday 23 October 2013

Group C - Estádio do SL Benfica - Lisbon

**SL Benfica**

**1 - 1**

**Olympiacos FC**



| From                   | TP | To     |   |    |    |    |    |    |    |    |    |    |    |    | Long |    | Medium |    | Short |     | Total |     |     |     |     |
|------------------------|----|--------|---|----|----|----|----|----|----|----|----|----|----|----|------|----|--------|----|-------|-----|-------|-----|-----|-----|-----|
|                        |    | 1      | 4 | 7  | 11 | 15 | 16 | 20 | 21 | 24 | 34 | 35 | 6  | 19 | 90   | PC | PA     | PC | PA    | PC  | PA    | PC  | PA  | %   |     |
| Artur                  | 1  | 93'18" |   | 6  | 1  | 2  | -  | 2  | -  | 1  | 1  | 2  | -  | -  | 2    | -  | 3      | 11 | 13    | 13  | 1     | 1   | 17  | 25  | 68% |
| Luisão                 | 4  | 93'18" | - |    | 1  | 4  | 4  | 4  | 3  | 3  | 1  | 6  | 3  | 2  | -    | 1  | 1      | 2  | 27    | 28  | 4     | 5   | 32  | 35  | 91% |
| Óscar Cardozo          | 7  | 93'18" | - | 1  |    | 3  | 2  | 1  | -  | 2  | -  | 1  | 2  | -  | -    | 2  | 3      | 3  | 6     | 10  | 5     | 7   | 14  | 20  | 70% |
| Lima                   | 11 | 93'18" | - | -  | 3  |    | 3  | -  | 6  | 3  | 1  | 1  | 5  | -  | 1    | -  | 1      | 2  | 8     | 20  | 14    | 20  | 23  | 42  | 55% |
| Ola John               | 15 | 45'13" | - | 2  | -  | 4  |    | -  | 2  | 3  | -  | 8  | 4  | -  | -    | -  | 3      | 5  | 11    | 13  | 9     | 11  | 23  | 29  | 79% |
| Guilherme Siqueira     | 16 | 93'18" | 1 | 1  | 4  | 5  | 4  |    | 10 | 10 | 3  | -  | 3  | -  | 1    | 2  | 5      | 6  | 27    | 35  | 12    | 14  | 44  | 55  | 80% |
| Nicolás Gaitán         | 20 | 81'53" | - | 1  | 2  | 2  | 1  | 9  |    | 4  | 2  | 4  | 6  | -  | -    | 1  | 2      | 4  | 17    | 27  | 13    | 17  | 32  | 48  | 67% |
| Nemanja Matić          | 21 | 93'18" | - | 2  | 2  | 5  | 1  | 7  | 4  |    | 3  | 6  | 5  | -  | 1    | -  | 4      | 7  | 24    | 32  | 8     | 16  | 36  | 55  | 65% |
| Ezequiel Garay         | 24 | 93'18" | - | 4  | 1  | -  | 2  | 7  | 2  | 4  |    | 3  | 1  | 1  | -    | 2  | 5      | 7  | 18    | 24  | 4     | 5   | 27  | 36  | 75% |
| André Almeida          | 34 | 93'18" | - | 2  | 3  | 6  | 11 | -  | 7  | 2  | 1  |    | 7  | -  | -    | 1  | 6      | 9  | 24    | 40  | 10    | 12  | 40  | 61  | 66% |
| Enzo Pérez             | 35 | 81'46" | - | 3  | 5  | 5  | 2  | 4  | 3  | 3  | 2  | 5  |    | -  | -    | 1  | 7      | 10 | 18    | 30  | 8     | 10  | 33  | 50  | 66% |
| Rúben Amorim           | 6  | 11'32" | - | -  | -  | 1  | -  | 1  | -  | -  | 1  | -  | -  |    | -    | -  | 1      | 1  | 2     | 5   | 0     | 0   | 3   | 6   | 50% |
| Rodrigo                | 19 | 11'25" | - | 1  | -  | 2  | -  | 2  | -  | -  | -  | -  | -  | -  |      | -  | 1      | 2  | 3     | 3   | 1     | 1   | 5   | 6   | 83% |
| Ivan Cavaleiro         | 90 | 48'05" | - | 2  | 1  | -  | -  | -  | 1  | 1  | 1  | -  | 1  | -  | -    | -  | 2      | 2  | 2     | 6   | 3     | 4   | 7   | 12  | 58% |
| Total passes received: |    |        | 1 | 25 | 23 | 39 | 30 | 37 | 38 | 36 | 16 | 36 | 37 | 3  | 5    | 10 | 44     | 71 | 200   | 286 | 92    | 123 | 336 | 480 | 70% |



| From                   | TP | To     |   |    |    |    |    |    |    |    |    |    |    |    | Long |    | Medium |    | Short |     | Total |    |     |     |     |
|------------------------|----|--------|---|----|----|----|----|----|----|----|----|----|----|----|------|----|--------|----|-------|-----|-------|----|-----|-----|-----|
|                        |    | 16     | 2 | 11 | 14 | 19 | 20 | 23 | 24 | 30 | 35 | 79 | 8  | 22 | 60   | PC | PA     | PC | PA    | PC  | PA    | PC | PA  | %   |     |
| Roberto                | 16 | 93'18" |   | 2  | 7  | 1  | -  | 1  | -  | 1  | -  | 2  | 1  | -  | -    | 1  | 10     | 25 | 4     | 5   | 2     | 2  | 16  | 32  | 50% |
| Giannis Maniatis       | 2  | 93'18" | 1 |    | 3  | 4  | 6  | 3  | -  | 2  | 5  | 4  | -  | 1  | -    | -  | 5      | 7  | 17    | 21  | 7     | 12 | 29  | 40  | 72% |
| Kostas Mitroglou       | 11 | 93'18" | 1 | 2  |    | 4  | 2  | 1  | -  | 1  | 1  | 3  | 1  | -  | -    | -  | 2      | 3  | 9     | 20  | 5     | 8  | 16  | 31  | 52% |
| Andreas Samaris        | 14 | 93'18" | 1 | 4  | 1  |    | 3  | 3  | 2  | 3  | 2  | 6  | -  | -  | -    | 3  | 1      | 4  | 18    | 22  | 9     | 10 | 28  | 36  | 78% |
| David Fuster           | 19 | 68'31" | - | 2  | 8  | 1  |    | 1  | -  | -  | -  | 3  | 1  | -  | -    | -  | 1      | 1  | 10    | 13  | 5     | 8  | 16  | 22  | 73% |
| José Holebas           | 20 | 93'18" | 1 | 2  | 2  | 3  | 1  |    | 4  | -  | -  | 5  | 3  | -  | -    | -  | 2      | 7  | 15    | 21  | 4     | 7  | 21  | 35  | 60% |
| Dimitris Siovas        | 23 | 93'18" | 1 | 1  | 1  | 1  | 1  | -  |    | 4  | -  | 6  | 2  | 3  | -    | -  | 4      | 7  | 13    | 15  | 3     | 3  | 20  | 25  | 80% |
| Kostas Manolas         | 24 | 93'18" | 2 | 3  | 3  | -  | 2  | 1  | 4  |    | 3  | 5  | 1  | 2  | -    | 1  | 7      | 9  | 19    | 23  | 1     | 4  | 27  | 36  | 75% |
| Leandro Salino         | 30 | 93'18" | - | 5  | 2  | 1  | 4  | -  | -  | 4  |    | 3  | 1  | -  | -    | 5  | 0      | 5  | 16    | 24  | 9     | 12 | 25  | 41  | 61% |
| Alejandro Domínguez    | 35 | 87'48" | - | 7  | 7  | 1  | 3  | 3  | 1  | -  | 4  |    | 5  | -  | -    | 1  | 3      | 9  | 21    | 28  | 8     | 12 | 32  | 49  | 65% |
| Vladimír Weiss         | 79 | 55'43" | - | -  | 1  | 1  | -  | 3  | -  | -  | -  | 4  |    | -  | -    | -  | 0      | 1  | 7     | 10  | 2     | 2  | 9   | 13  | 69% |
| Delvin N'Dinga         | 8  | 37'35" | - | 1  | -  | -  | 1  | -  | -  | 1  | 1  | -  | -  |    | -    | -  | 1      | 2  | 2     | 4   | 2     | 4  | 5   | 10  | 50% |
| Carl Medjani           | 22 | 5'30"  | - | -  | -  | -  | -  | -  | -  | -  | -  | -  | -  | -  |      | -  | 0      | 0  | 0     | 0   | 0     | 0  | 0   | 0   | 0%  |
| Sambou Yatabaré        | 60 | 24'47" | - | 1  | 2  | 1  | -  | -  | 1  | -  | 3  | 3  | -  | 1  | -    | -  | 2      | 2  | 3     | 6   | 7     | 10 | 12  | 18  | 67% |
| Total passes received: |    |        | 7 | 30 | 37 | 18 | 23 | 16 | 12 | 16 | 19 | 44 | 15 | 7  | 0    | 12 | 38     | 82 | 154   | 212 | 64    | 94 | 256 | 388 | 66% |

# Tactical lineups: Full time

Matchday 3 - Wednesday 23 October 2013

Group C - Estádio do SL Benfica - Lisbon

**SL Benfica**

**1 - 1**

**Olympiacos FC**

46' (In) 90 Ivan Cavaleiro / (Out) 15 John  
 82' (In) 6 Rúben Amorim / (Out) 35 Pérez  
 82' (In) 19 Rodrigo / (Out) 20 Gaitán

56' (In) 8 N'Dinga / (Out) 79 Weiss  
 69' (In) 60 Yatabaré / (Out) 19 David Fuster  
 88' (In) 22 Medjani / (Out) 35 Domínguez

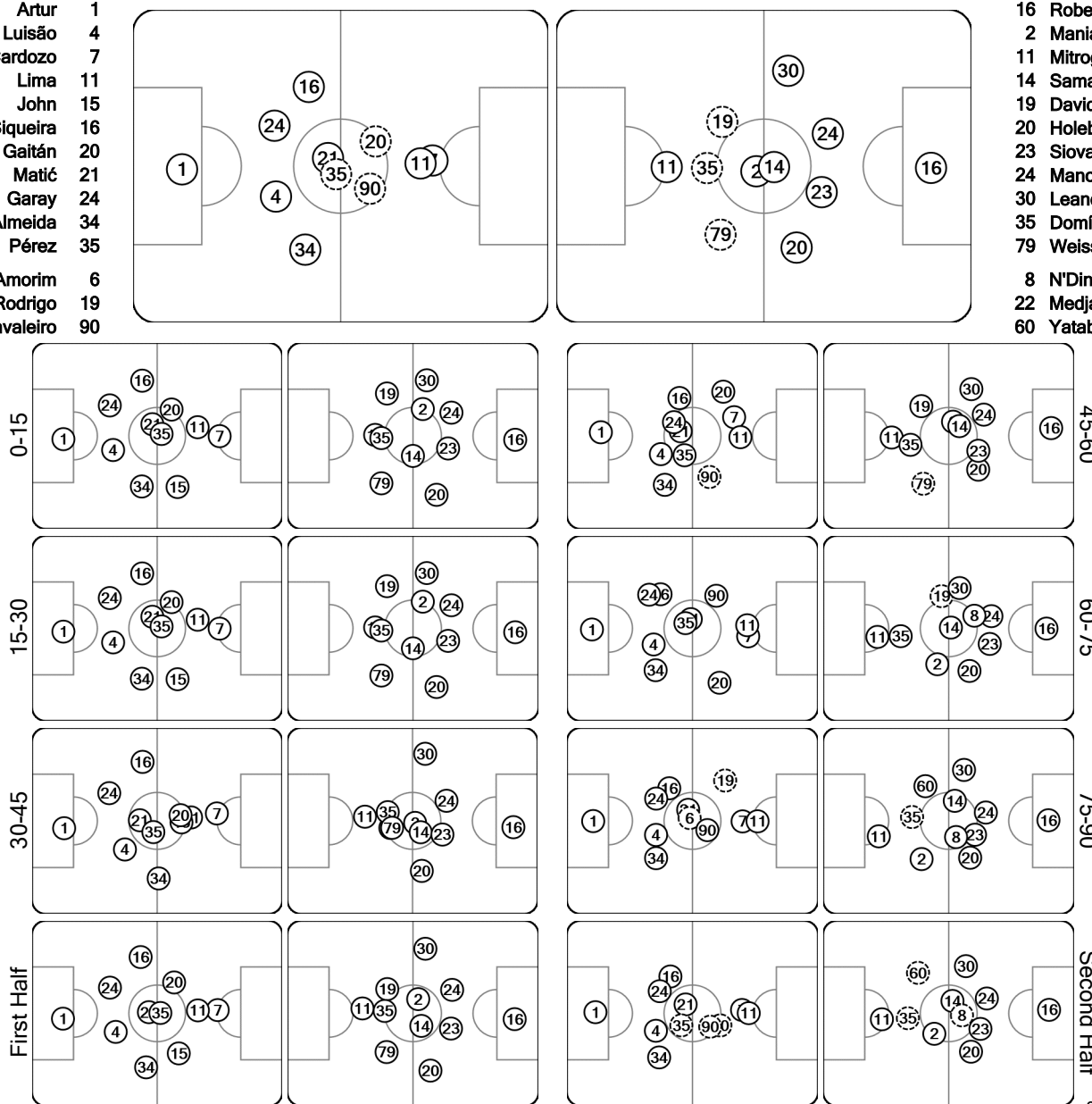
Total time played: 93'18"  
 52% - 27'27" Ball possession 48% - 25'29"

Actual formation

Direction of play --> <-- Direction of play

- Artur 1
- Luisão 4
- Óscar Cardozo 7
- Lima 11
- John 15
- Siqueira 16
- Gaitán 20
- Matić 21
- Garay 24
- André Almeida 34
- Pérez 35
- Rúben Amorim 6
- Rodrigo 19
- Ivan Cavaleiro 90

- 16 Roberto
- 2 Maniatis
- 11 Mitroglou
- 14 Samaris
- 19 David Fuster
- 20 Holebas
- 23 Siovas
- 24 Manolas
- 30 Leandro Salino
- 35 Domínguez
- 79 Weiss
- 8 N'Dinga
- 22 Medjani
- 60 Yatabaré



○ did not play the entire match    (S) substitution    (R) sent off

01:03:53CET  
 24 Oct 2013