

UEFA CHAMPIONS LEAGUE - 2013/14 SEASON MATCH PRESS KITS



RSC Anderlecht

**Constant Vanden Stock Stadium -
Brussels**

Wednesday 23 October 2013
20.45CET (20.45 local time)
Group C - Matchday 3



Paris Saint-Germain

Last updated 03/09/2014 16:18CET

UEFA CHAMPIONS LEAGUE OFFICIAL SPONSORS



| | |
|------------------------|----|
| Previous meetings | 2 |
| Match background | 3 |
| Match facts | 4 |
| Squad list | 5 |
| Head coach | 6 |
| Match officials | 7 |
| Fixtures and results | 8 |
| Match-by-match lineups | 9 |
| Group Standings | 10 |
| Competition facts | 11 |
| Team facts | 13 |
| Legend | 15 |

Previous meetings

Exception in
[/mediaservices/presskits/uefachampionsleague/season=2014/round=2000479/day=3/session=2/match=2011795/cha

Slot []

ExceptionInfo [Error executing child request for /code/PressKits/prevMeetings.aspx.]

Inner Exception [Exception of type 'System.Web.HttpUnhandledException' was thrown.]

Match background

RSC Anderlecht are badly in need of points when they face Paris Saint-Germain FC on matchday three in the first meeting between the teams for 21 years.

- The Belgian champions have lost both opening Group C games, 2-0 at SL Benfica and 3-0 at home to Olympiacos FC while PSG got off to a flying start, winning 4-1 in Piraeus and 3-0 at home to Benfica.

Previous meetings

- The teams were paired together in the 1992/93 UEFA Cup third round, when a goalless first leg in Paris preceded a 1-1 draw in Brussels that took PSG through on away goals. John Bosman's 52nd-minute strike had given Anderlecht the lead but Antoine Kombouaré levelled 14 minutes from time.

- That away goal proved crucial for PSG but it was a rare setback for Anderlecht against French visitors. In seven other home games they have only lost one, the 2009/10 UEFA Champions League play-off when Olympique Lyonnais followed up a 5-1 home win with a 3-1 success away. Anderlecht won four of the other six home matches against Ligue 1 sides.

- In 16 games against French opponents Anderlecht's overall record is W6 D7 L3.

- PSG scored their biggest European win against Belgian opponents, defeating KAA Gent 7-1 at home in the 2001 Intertoto Cup semi-final after a 0-0 away draw.

- That was the second visit to Belgium; they went down 3-0 away to KSV Waterschei in the 1982/83 European Cup Winners' Cup quarter-final after a 2-0 home win. In three trips to Belgium, Kombouaré's goal at Anderlecht in December 1992 is the only time PSG have found the net.

- PSG's overall results against Belgian sides are W2 D3 L1.

Match background

- In their tenth UEFA Champions League season, Anderlecht are hoping to improve on their last six campaigns. They finished bottom of Group C last season and suffered the same fate in five group stage campaigns since progressing to the second group stage in 2000/01.

- In those six seasons they have won just four fixtures and when they beat FC Zenit 1-0 on matchday four in last season's competition it was their first home success in the UEFA Champions League proper in nine years.

- In 2012/13, when Anderlecht returned to the competition proper after four qualifying failures, the Belgian champions lost their two other home games, against AC Milan and Málaga CF.

- In the UEFA Champions League for the sixth time, PSG finished top of their group last year and progressed to the quarter-finals where they drew 2-2 at home to FC Barcelona and 1-1 in Spain, losing on away goals. On their travels the French team lost 1-0 at FC Porto before beating both GNK Dinamo Zagreb and FC Dynamo Kyiv 2-0.

- The Ligue 1 champions also won away in the round of 16, 2-1 at Valencia CF, with the home leg ending 1-1.

- Anderlecht won the 1978 European Cup Winners' Cup final in Paris, beating Austria Wien 4-0 in the Parc des Princes.

Team ties

- Demy de Zeeuw and Gregory van der Wiel were team-mates at AFC Ajax between 2009 and 2011.

- John van den Brom was ADO Den Haag's coach when they beat Van der Wiel's Ajax 3-2 at home and 1-0 away in 2010/11.

- Fabrice N'Sakala played for ES Troyes AC from 2008 to 2013.

- Cheikhou Kouyaté's Senegal beat Edinson Cavani's Uruguay 2-0 at Wembley in the group stage at the 2012 Olympic Games.

- Aleksandar Mitrović laid on the only goal of the final against Adrien Rabiot's France to help Serbia lift the UEFA European Under-19 Championship in Marijampole, Lithuania on 1 August.

- Franck Acheampong's Ghana faced Lucas Digne's France in Group A of the FIFA Under-20 World Cup in June 2013 and again in the semi-final. France won the first game 3-1 and the second 2-1, going on to take the title.

Match facts

Anderlecht

UEFA milestones and competition statistics

- Yuri Tielemans became the third youngest player to grace the UEFA Champions League when, aged 16 years and 148 days, he played 90 minutes at home to Olympiacos FC on matchday two.
- Anderlecht scored four times in the group stage last season, with only one-goal GNK Dinamo Zagreb netting fewer. They are yet to register this term.
- The 1-0 home win against FC Zenit in last season's competition was the Belgian club's first UEFA Champions League home win in nine years, since defeating Olympique Lyonnais 1-0 in the 2003/04 group stage.
- Massimo Bruno is a booking away from a suspension after picking up yellow cards on matchdays one and two.

General information

- Anderlecht lost at home to KV Kortrijk for the first time on 6 October, the club's fourth league defeat this season. Eighteen points from ten games represents the club's worst start to a league campaign in 15 years, but they returned to winning ways on Friday as Chancel Mbemba's first goal for the club sealed a 2-0 victory at RAEC Mons.
- Aleksandar Mitrović was also on target on his return from a three-match domestic ban for an incident following the 4-0 loss at Club Brugge KV on 22 September – Anderlecht's biggest league defeat since 3 October 2010 and a 5-1 reverse against R. Standard de Liège.
- Andy Kawayi, 17, made his debut in a 7-0 Belgian Cup win on 25 September against second-tier KAS Eupen. Tielemans, 16, made his bow in July.
- Silvio Proto has not featured since injuring his right ankle in the warm-up ahead of the Olympiacos game. Ronald Vargas had surgery on his left knee in July and is expected to be out until early November.
- Matías Suárez has scored six league goals this term, already more than his injury-hit 2012/13 haul of three.

International duty

- Five Anderlecht players were called up for senior duty during the international break: Guillaume Gillet (Belgium), Andy Najjar (Honduras), Sacha Kljestan (United States), Cheikhou Kouyaté (Senegal), Luka Milivojević (Serbia).

PSG

UEFA milestones and competition statistics

- Thiago Motta has attempted (235) and completed (216) more passes than anyone else in this year's competition.
- Grégory van der Wiel is a booking away from a suspension after picking up yellow cards on matchdays one and two.

General information

- Zlatan Ibrahimović scored two goals on Saturday in a 4-0 win against SC Bastia, taking his tally to six in four appearances for club and country.
- Maxwell and Ibrahimović struck as PSG, down to ten men after Thiago Motta's red card, came from behind to beat Olympique de Marseille 2-1 on 6 October.
- PSG have not lost since 2 March when they went down 1-0 at Stade de Reims, though they were defeated on penalties by Évian Thonon Gaillard FC in April's French Cup quarter-finals.
- Ibrahimović, 31, signed a new contract on 24 September tying him to the Parc des Princes until 2016.
- Marquinhos scored on his PSG debut against Olympiacos FC on matchday one having not registered in 30 appearances for AS Roma. He struck again on matchday two.
- Thiago Silva went off with a strained hamstring 15 minutes into the 1-1 draw at home to AS Monaco FC on 22 September, his 29th birthday, and has not played since.

International duty

- PSG had eight players on duty with their countries during the international break: Blaise Matuidi (France), Ibrahimović (Sweden), Marco Verratti, Salvatore Sirigu (Italy), Lucas, Maxwell (Brazil), Ezequiel Lavezzi (Argentina), Edinson Cavani (Uruguay).
- Ibrahimović scored a late winner as Sweden beat Austria 2-1 on 11 October to clinch a FIFA World Cup play-off place.
- Lavezzi scored twice for Argentina in their 3-1 win against Peru on 11 October while Cavani scored the deciding goal for Uruguay in their 3-2 win over Argentina on 15 October as they, too, sealed a play-off berth.

Squad list

Head coach

RSC Anderlecht: John van den Brom

Date of birth: 4 October 1966

Nationality: Dutch

Playing career: Vitesse (twice), AFC Ajax, Istanbulspor AŞ, De Graafschap

Coaching career: AGOVV Apeldoorn, ADO Den Haag, Vitesse, RSC Anderlecht

- Signed his first professional contract with Vitesse in 1986, spending seven seasons with the Arnhem side and scoring 80 goals. The midfielder, who won two Netherlands caps, earned a move to Ajax and was part of the squad that lifted the 1995 UEFA Champions League, although he played no part in the final.
- Tried his luck in Turkey at İstanbulspor in 1995/96 but lasted one season before returning for five more years with Vitesse, hanging up his boots in 2003 after a short spell at De Graafschap.
- Returned to Ajax as second-team coach, becoming head of youth development in 2005. Took the reins at second-tier AGOVV two years later and guided the club to the promotion play-offs in his final season.
- Earned a promotion of his own in 2010, being named Den Haag coach, and he duly took the club into Europe for the first time in 23 years. In June 2011 Vitesse convinced Van den Brom to make a heart-warming return and he rewarded their faith by leading the club into the UEFA Europa League via the end-of-season play-offs.
- Left for Anderlecht in May 2012, making an immediate impression by winning the Belgian Super Cup and masterminding Anderlecht's return to the UEFA Champions League group stage after a six-season hiatus. Things got even better when he ended his first season in Brussels holding the league championship trophy.

Paris Saint-Germain: Laurent Blanc

Date of birth: 19 November 1965

Nationality: French

Playing career: Montpellier Hérault SC, Napoli SSC, Nîmes Olympique SC, AS Saint-Étienne, AJ Auxerre, FC Barcelona, Olympique de Marseille, FC Internazionale Milano, Manchester United FC

Coaching career: FC Girondins de Bordeaux, France, Paris Saint-Germain

- The defender's 20-year club career brought a French Cup win with Montpellier in 1990, a 1996 league and cup double with Auxerre, the 1997 UEFA Cup Winners' Cup with Barcelona and a Premier League title with United just before retirement in 2003.
- Nicknamed Le Président on account of his authority, elegance and leadership. Famous for 'good luck' kiss on goalkeeper Fabien Barthez's bald head before kick-offs, he won the 1998 FIFA World Cup on home soil after scoring France's golden goal winner against Paraguay in the last 16, but missed the Paris final after being sent off in the semi-final.
- Helped France win UEFA EURO 2000, scoring against Denmark in the group stage, before retiring from international football that year with 97 caps and 16 goals.
- Spent four years gaining coaching qualifications before taking charge of Bordeaux in June 2007. His team finished second in his first season and won a championship and League Cup double in 2009. Guided Bordeaux to the 2009/10 UEFA Champions League quarter-finals before succeeding Raymond Domenech as France coach that summer.
- Blanc's France lost their first two games but then went 23 matches unbeaten prior to two losses at UEFA EURO 2012, the second in the quarter-finals against Spain. He subsequently left his post as national coach but returned to management when stepping into Carlo Ancelotti's shoes at Paris in June 2013.

Match officials

| | |
|--------------------------------------|--|
| Referee | David Fernández Borbalán (ESP) |
| Assistant referees | Jesús Calvo Guadamuro (ESP) , José Miranda (ESP) |
| Additional assistant referees | César Muñiz (ESP) , Jesús Gil Manzano (ESP) |
| Fourth official | Roberto Alonso (ESP) |
| UEFA Delegate | Michele Uva (ITA) |
| UEFA Referee observer | Francesco Bianchi (SUI) |

Referee

| Name | Date of birth | UEFA Champions League matches | UEFA matches |
|--------------------------|---------------|-------------------------------|--------------|
| David Fernández Borbalán | 30/05/1973 | 4 | 23 |

David Fernández Borbalán

Referee since: 1986

First division: 2004

FIFA badge: 2010

Tournaments: N/A

Finals

N/A

UEFA Champions League matches involving teams from the two countries involved in this match

| Date | Competition | Stage | Home | Away | Result | Venue |
|------------|-------------|-------|-------------------|------------------------|--------|----------|
| 01/10/2013 | UCL | GS | Borussia Dortmund | Olympique de Marseille | 3-0 | Dortmund |

Other matches involving teams from either of the two countries involved in this match

| Date | Competition | Stage | Home | Away | Result | Venue |
|------------|-------------|-------|--------------|----------------------|--------|--------|
| 03/06/2011 | EURO | QR | Belarus | France | 1-1 | Minsk |
| 16/02/2012 | UEL | R32 | Wisła Kraków | R. Standard de Liège | 1-1 | Krakow |

Fixtures and results

Exception in

[/mediaservices/presskits/uefachampionsleague/season=2014/round=2000479/day=3/session=2/match=2011795/cha

Slot []

ExceptionInfo [Error executing child request for /code/PressKits/fixturesAndResults.aspx.]

Inner Exception [Exception of type 'System.Web.HttpUnhandledException' was thrown.]

Match-by-match lineups

Exception in

[/mediaservices/presskits/uefachampionsleague/season=2014/round=2000479/day=3/session=2/match=2011795/cha

Slot []

ExceptionInfo [Error executing child request for /code/PressKits/matchByMatch.aspx.]

Inner Exception [Exception of type 'System.Web.HttpUnhandledException' was thrown.]

Group Standings

Competition facts

UEFA Champions League final: Did you know?

- Spain are the most successful nation with seven triumphs, one more than Italy. Spain's wins – 1998, 2000, 2002, 2006, 2009, 2011 and 2014 – came from 11 final dates while Italy were victorious in 1994, 1996, 2003, 2007 and 2010 from their 11 appearances. England emerged victorious in 1999, 2005, 2008 and 2012 and were losing finalists in 2006, 2007, 2008, 2009 and 2011 while Germany were winners in 1997, 2001 and 2013 and runners-up in 1999, 2002, 2010, 2012 and 2013.
- No team has played in more finals than AC Milan, who made their sixth appearance in 2007. Real Madrid CF, however have four final victories (1998, 2000, 2002, 2014), one more than both AC Milan (1994, 2003, 2007) and FC Barcelona (2006, 2009, 2011).
- With 26, Italy has the most appearances per nation in all-time European Cup finals – of those 12 have ended in victory and 14 in defeat. Spain has recorded 14 wins from 24 final appearances; England has 12 wins from 19 final appearances, with Germany on 17 appearances, (seven wins), Portugal nine (four wins) and the Netherlands eight (six wins).
- There have been five finals between teams from the same country. In 2000 Real Madrid beat Valencia CF 3-0 at the Stade de France; three years later Milan defeated Juventus on penalties at Old Trafford; in 2008 Manchester United overcame Chelsea FC in Moscow, also on spot kicks; in 2013 FC Bayern München beat Borussia Dortmund 2-1 at Wembley and in 2014 Real Madrid overcame Club Atlético de Madrid 4-1 after extra time in Lisbon in the first European final between teams from the same city.
- In the previous 22 UEFA Champions League finals, there have been 16 outright wins and six matches decided on shoot-outs. A total of 59 goals have been scored with the most common results being 2-1, which has happened on five occasions; there have been four 1-1 draws, and three finals have finished 1-0.
- Sixteen European Cup finals have gone to extra time, including the 2014 decider. The finals of 1958, 1968, 1970, 1992 and 2014 were decided in the additional period, while the 1974 showpiece between Bayern and Club Atlético de Madrid ended 1-1 after 120 minutes with Bayern winning a replay. The other ten finals were settled by a penalty shoot-out after extra time: in 1984, 1986, 1988, 1991, 1996, 2001, 2003, 2005, 2008 and 2012 when Chelsea defeated Bayern 4-3 in the shoot-out after a 1-1 draw.
- Milan's 4-0 win against FC Barcelona in the 1994 final remains the biggest winning margin and the Rossoneri were also involved in the highest scoring showpiece when they shared six goals with Liverpool in 2005 before penalties. In terms of the European Cup, Madrid's 7-3 defeat of Eintracht Frankfurt in 1960 remains the most impressive while Bayern (1974 v Club Atlético de Madrid) and Milan (1989 v FC Steaua Bucureşti) also recorded 4-0 successes.
- No player has scored a hat-trick in a UEFA Champions League final. Daniele Massaro (Milan 1994), Karl-Heinz Riedle (Borussia Dortmund 1997), Hernán Crespo (Milan 2005), Filippo Inzaghi (Milan 2007) and Diego Milito (FC Internazionale Milano 2010) all struck twice. In European Cup terms, Ferenc Puskás scored four goals in Madrid's 7-3 defeat of Eintracht Frankfurt in 1960, when Alfredo di Stéfano found the net three times; Puskás scored another final hat-trick in 1962 with Pierino Prati (Milan 1969) the only other player to have managed a final hat-trick.
- Only Raúl González (Madrid 2000 and 2002), Samuel Eto'o (Barcelona 2006 and 2009), Lionel Messi (Barcelona 2009 and 2011) and Cristiano Ronaldo (Manchester United FC 2008, Real Madrid CF 2014) have scored in two UEFA Champions League finals – part of an exclusive club of 17 players to have found the net in more than one European Cup showpiece. Di Stéfano and Puskás lead the list having each scored seven goals for Madrid.
- Paolo Maldini's goal 51 seconds into the 2005 showpiece is the fastest in a UEFA Champions League final.
- Jens Lehmann (2006) and Didier Drogba (2008) are the only players to be dismissed in a European Cup final.
- Clarence Seedorf is the only player to win the European Cup with three clubs (AFC Ajax 1995, Real Madrid 1998, Milan 2003, 2007). Bob Paisley (Liverpool 1977, 1978, 1981) was the first coach to win three times, a feat Carlo Ancelotti (Milan 2003, 2007, Real Madrid 2014) equalled.
- In 2014 Ancelotti also became the fifth coach to win the trophy with two clubs; Ottmar Hitzfeld (Dortmund 1997, Bayern 2001), Ernst Happel (Feyenoord 1970, Hamburger SV 1983), José Mourinho (FC Porto 2004, FC Internazionale Milano 2010) and Jupp Heynckes (Real Madrid 1998, Bayern 2013) had previously achieved the feat.
- Only two teams have ever won the UEFA Champions League on home soil: Dortmund (1997, final in Munich) and Juventus (1996, final in Rome), while Manchester United lost the 2011 final in London and 12 months later Bayern were beaten in the showpiece in their own stadium, the Fußball Arena München.
- No team has successfully defended the UEFA Champions League trophy with Milan (1989, 1990) the last club to win consecutive European Cups. Milan (1994, 1995), Ajax (1995, 1996), Juventus (1996, 1997) and Manchester United

(2008, 2009) have all returned to the final as holders only to lose.

Team facts

RSC Anderlecht

Formed: 1908

Nicknames: Paars-wit (Purple and Whites, Dutch), Les Mauves et Blancs (Purple and Whites, French)

UEFA club competition honours (runners-up in brackets)

- UEFA Cup Winners' Cup (2): 1976, (1977), 1978, (1990)
- UEFA Cup (1): 1983, (1984)
- UEFA Super Cup (2): 1976, 1978

Domestic honours (most recent triumph in brackets)

League title: 32 (2013)

Belgian Cup: 9 (2008)

Ten-year European record (UEFA Champions League unless indicated otherwise)

2012/13: group stage

2011/12: UEFA Europa League round of 32

2010/11: UEFA Europa League round of 32 (having transferred from UEFA Champions League play-offs)

2009/10: UEFA Europa League round of 16 (having transferred from UEFA Champions League play-offs)

2008/09: second qualifying round

2007/08: UEFA Cup round of 16 (having transferred from UEFA Champions League third qualifying round)

2006/07: group stage

2005/06: group stage

2004/05: group stage

2003/04: group stage

Records

UEFA club competition

- Biggest home win

9-0: Anderlecht v Derry City FC

23/11/65, European Champion Clubs' Cup first round first leg

- Biggest away win

1-10: FC Haka v Anderlecht

14/09/66, European Champion Clubs' Cup first round first leg

- Heaviest home defeat

0-5: Anderlecht v Paris Saint-Germain

23/10/13, UEFA Champions League group stage

0-5: Anderlecht v FC Bayern München

06/03/08, UEFA Cup round of 16 first leg

- Heaviest away defeat

10-0: Manchester United FC v Anderlecht

26/09/56, European Champion Clubs' Cup preliminary round second leg

UEFA Champions League (group stage to final only)

- Biggest home win

4-2: Anderlecht v FC Dynamo Kyiv

18/10/00, first group stage

2-0: Anderlecht v Real Madrid CF

14/03/01, second group stage

- Biggest away win

2-3: PSV Eindhoven v Anderlecht

08/11/00, first group stage

0-1: Real Betis Balompié v Anderlecht

06/12/05, group stage

- Heaviest home defeat

0-5: Anderlecht v Paris Saint-Germain (see above for details)

- Heaviest away defeat

5-1 twice, most recently v SV Werder Bremen

02/11/04, group stage

4-0: FC Dynamo Kyiv v Anderlecht
26/09/2000, first group stage

Paris Saint-Germain

Formed: 1970

Nickname: PSG

UEFA club competition honours (runners-up in brackets)

- UEFA Cup Winners' Cup (1): 1996, (1997)
- UEFA Super Cup: (1996)
- UEFA Intertoto Cup (1): 2001

Domestic honours (most recent triumph in brackets)

League title: 3 (2013)

French Cup: 8 (2010)

French League Cup: 3 (2008)

Ten-year European record (UEFA Champions League unless indicated otherwise)

2012/13: quarter-finals

2011/12: UEFA Europa League group stage

2010/11: UEFA Europa League round of 16

2009/10: did not take part in UEFA club competition

2008/09: UEFA Cup quarter-finals

2007/08: did not take part in UEFA club competition

2006/07: UEFA Cup round of 16

2005/06: did not take part in UEFA club competition

2004/05: group stage

2003/04: did not take part in UEFA club competition

UEFA club competition

- Biggest home win

7-1: Paris v KAA Gent

01/08/01, UEFA Intertoto Cup semi-final second leg

- Biggest away win

0-5: Anderlecht v Paris

23/10/13, UEFA Champions League group stage

- Heaviest home defeat

1-6: Paris v Juventus

15/01/97, UEFA Super Cup final first leg

- Heaviest away defeat

5-1: FC Bayern München v Paris

22/10/97, UEFA Champions League group stage

UEFA Champions League (group stage to final)

- Biggest home win

7-2: Paris v Rosenborg BK

24/10/00, first group stage

- Biggest away win

0-5: Anderlecht v Paris (see above for details)

- Heaviest home defeat

0-3: Paris v Chelsea FC

14/09/04, group stage

- Heaviest away defeat

5-1: FC Bayern München v Paris (see above)

Legend

ALL-TIME STATISTICS

The all-time record of the competing clubs in UEFA club competition.

UEFA club competition: These are the official statistics considered valid for communicating official records in UEFA club competition defined as European Champion Clubs' Cup, UEFA Champions League, UEFA Europa League, UEFA Cup Winner's Cup UEFA Super Cup, UEFA Intertoto Cup and European/South American Cup. Matches in the Inter-Cities Fairs Cup and the 1972 Super Cup are not included as they were not held under UEFA auspices, while the FIFA Club World Cup is excluded.

Match officials

UCL: Total matches officiated in the UEFA Champions League from 1992/93 season, group stage to final only. Matches where the official has acted as the fourth official are not included in these statistics. These are the official statistics considered valid for communicating official records.

UEFA: Total matches officiated in UEFA club competition including all qualifying round matches. Matches where the official has acted as the fourth official are not included in these statistics. These are the official statistics considered valid for communicating official records.

Competitions

Club competitions

UCL: UEFA Champions League
ECCC: European Champion Clubs' Cup
UEL: UEFA Europa League
UCUP: UEFA Cup
UCWC: UEFA Cup Winners' Cup
SCUP: UEFA Super Cup
UIC: UEFA Intertoto Cup
ICF: Inter-Cities Fairs Cup

National team competitions

EURO: UEFA European Football Championship
WC: FIFA World Cup
CONFCUP: FIFA Confederations Cup
FRIE: Friendly internationals
U21FRIE: Under-21 friendly internationals
U21: UEFA European Under-21 Championship
U17: UEFA Under-17 Championship
U16: UEFA European Under-16 Championship
U19: UEFA Under-19 Championship
U18: UEFA European Under-18 Championship
WWC: FIFA Women's World Cup
WEURO: UEFA European Women's Championship

Competition stages

F: Final
GS1: First group stage
3QR: Third qualifying round
R2: Second round
R4: Fourth round
SF: Semi-finals
R16: round of 16
R32: Round of 32
1st: first leg

2nd: second leg
PO: Play-off
Rep: Replay
PO - FT: Play-off for Final Tournament

GS: Group stage
GS2: Second group stage
R1: First round
R3: Third round
PR: Preliminary round
QF: Quarter-finals
QR: Qualifying round
1QR: First qualifying round
2QR: Second qualifying round
FT: Final tournament
ELITE: Elite round
3rdPO: Third-place play-off
GS-FT: Group stage – final tournament

Other abbreviations

(aet): After extra time
No.: Number
ag: Match decided on away goals
Pld: Matches played
Pos.: Position
Pts: Points
R: Sent off (straight red card)
Res.: Result
sg: Match decided by silver goal
GF: Goals for
gg: Match decided by golden goal
Y/R: Sent off (two yellow cards)
f: Match forfeited

pens: Penalties
og: Own goal
P: Penalty
agg: Aggregate
AP: Appearances
Comp.: Competition
D: Drawn
DoB: Date of birth
ET: Extra Time
GA: Goals against
t: Match decided by toss of a coin
W: Won
Y: Booked
L: Lost
Nat.: Nationality
N/A: Not applicable

Statistics

-: Denotes player substituted
*****: Denotes player sent off

+: Denotes player introduced
+/-: Denotes player introduced and substituted

Squad list

D: Disciplinary

*****: Misses next match if booked

S: Suspended

UCLQ: Current season total UEFA Champions League appearances in the qualifying rounds and play-offs only

UCL: Current season total UEFA Champions League appearances from group stage onwards prior to current matchday

UCL: Total appearances in the UEFA Champions League from 1992/93 season, group stage to final only

UEFA: All-time total appearances in UEFA club competition including qualifying

Disclaimer: Although UEFA has taken all reasonable care that the information contained within this document is accurate at the time of publication, no representation or guarantee (including liability towards third parties), expressed or implied, is made as to its accuracy, reliability or completeness. Therefore, UEFA assumes no liability for the use or interpretation of information contained herein. More information can be found in the competition regulations available on UEFA.com.


Tactical lineups

Matchday 3 - Wednesday 23 October 2013

Group C - Constant Vanden Stock Stadium - Brussels

RSC Anderlecht

- 13 Thomas Kaminski (GK)
- 2 Fabrice N'Sakala
- 9 Matías Suárez
- 10 Dennis Praet
- 14 Bram Nuytinck
- 16 Cheikhou Kouyaté
- 19 Sacha Kljestan
- 22 Chancel Mbemba
- Ⓒ 30 Guillaume Gillet
- 31 Youri Tielemans
- 45 Aleksandar Mitrović



- 33 Davy Roef (GK)
- 3 Olivier Deschacht
- 6 Demy de Zeeuw
- 8 Luka Milivojević
- 15 Cyriac
- 17(*) Massimo Bruno
- 18 Frank Acheampong

Coach:

John Van den Brom

Referee:

David Fernández Borbalán (ESP)

Fourth official:

Roberto Alonso (ESP)

UEFA delegate:

Michele Uva (ITA)

Weather Conditions: Cloudy / Temperature: 14°C / Humidity: 90%

Paris Saint-Germain

- 30 Salvatore Sirigu (GK)
- 5 Marquinhos
- 8 Thiago Motta
- 9 Edinson Cavani
- Ⓒ 10 Zlatan Ibrahimović
- 13 Alex
- 14 Blaise Matuidi
- 17 Maxwell
- 22 Ezequiel Lavezzi
- 23(*) Gregory van der Wiel
- 24 Marco Verratti



- 1 Nicolas Douchez (GK)
- 6 Zoumana Camara
- 7 Jérémy Ménez
- 21 Lucas Digne
- 25 Adrien Rabiot
- 29 Lucas
- 35 Hervin Ongenda

Coach:

Laurent Blanc

Assistant referees:

Jesús Calvo Guadamuro (ESP)

José Miranda (ESP)

Additional assistant referees:

César Muñiz (ESP)

Jesús Gil Manzano (ESP)

Ⓒ Captain

(GK) Goalkeeper

(*) Misses next match if booked

19:34:51CET
23 Oct 2013

Half-time report

Matchday 3 - Wednesday 23 October 2013

Group C - Constant Vanden Stock Stadium - Brussels

RSC Anderlecht

Paris Saint-Germain

0

20.45CET



3

- 13 Thomas Kaminski (GK)
- 2 Fabrice N'Sakala
- 9 Matias Suárez
- 10 Dennis Praet
- 14 Bram Nuytinck
- 16 Cheikhou Kouyaté
- 19 Sacha Kljestan
- 22 Chance Mbemba
- (C) 30 Guillaume Gillet
- 31 Youri Tielemans
- 45 Aleksandar Mitrović

- 33 Davy Roef (GK)
- 3 Olivier Deschacht
- 6 Demy de Zeeuw
- 8 Luka Milivojević
- 15 Cyriac
- 17(*) Massimo Bruno
- 18 Frank Acheampong

Coach:

John Van den Brom

| | |
|--------------------|--------|
| Attempts total | 5 |
| Attempts on target | 3 |
| Saves | 1 |
| Corners | 3 |
| Offsides | 0 |
| Fouls Committed | 3 |
| Fouls Suffered | 6 |
| Free kicks to goal | 0 |
| Possession | 33% |
| Ball in play | 10'58" |
| Total ball in play | 33'08" |

Referee:

David Fernández Borbalán (ESP)

Assistant referees:

Jesús Calvo Guadamuro (ESP)

José Miranda (ESP)

Additional assistant referees:

César Muñiz (ESP)

Jesús Gil Manzano (ESP)

- 30 Salvatore Sirigu (GK)
- 5 Marquinhos
- 8 Thiago Motta
- 9 Edinson Cavani
- (C) 10 Zlatan Ibrahimović
- 13 Alex
- 14 Blaise Matuidi
- 17 Maxwell
- 22 Ezequiel Lavezzi
- 23(*) Gregory van der Wiel
- 24 Marco Verratti

1 Nicolas Douchez (GK)

6 Zoumana Camara

7 Jérémy Ménez

21 Lucas Digne

25 Adrien Rabiot

29 Lucas

35 Hervin Ongenda

Coach:

Laurent Blanc

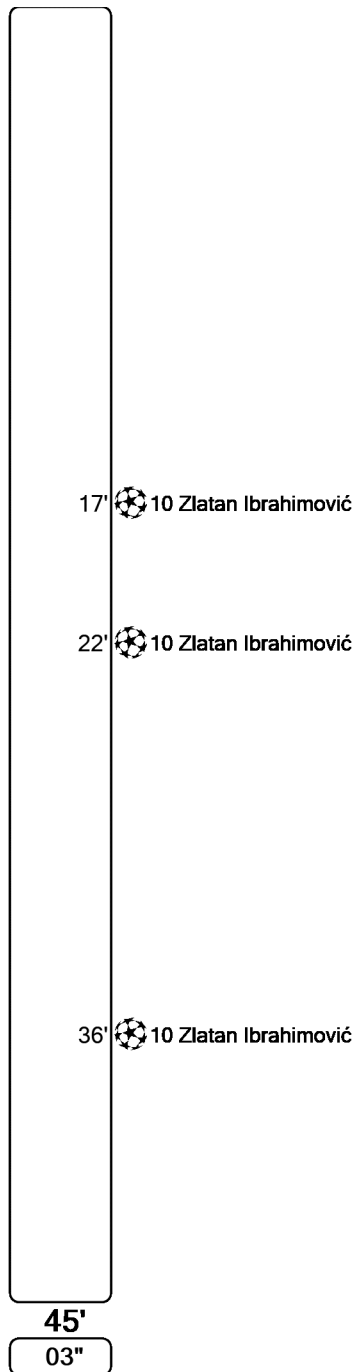
| | |
|--------------------|--------|
| Attempts total | 5 |
| Attempts on target | 4 |
| Saves | 2 |
| Corners | 2 |
| Offsides | 2 |
| Fouls Committed | 7 |
| Fouls Suffered | 3 |
| Free kicks to goal | 0 |
| Possession | 67% |
| Ball in play | 22'10" |
| Total ball in play | 33'08" |

Fourth official:

Roberto Alonso (ESP)

UEFA delegate:

Michele Uva (ITA)



Full-time report

Matchday 3 - Wednesday 23 October 2013

Group C - Constant Vanden Stock Stadium - Brussels

RSC Anderlecht

Paris Saint-Germain

0
(0)

half time

20.45CET



5
(3)

half time

- 13 Thomas Kaminski (GK)
- 2 Fabrice N'Sakala
- 9 Matias Suárez
- 10 Dennis Praet
- 14 Bram Nuytinck
- 16 Cheikhou Kouyaté
- 19 Sacha Kljestan
- 22 Chance Mbemba
- (C) 30 Guillaume Gillet
- 31 Youri Tielemans
- 45 Aleksandar Mitrović
- 33 Davy Roef (GK)
- 3 Olivier Deschacht
- 6 Demy de Zeeuw
- 8 Luka Milivojević
- 15 Cyriac
- 17(*) Massimo Bruno
- 18 Frank Acheampong

Coach:
John Van den Brom

| | Half | Full |
|--------------------|--------|--------|
| Attempts total | 5 | 16 |
| Attempts on target | 3 | 11 |
| Saves | 1 | 7 |
| Corners | 3 | 9 |
| Offsides | 0 | 0 |
| Fouls Committed | 3 | 12 |
| Fouls Suffered | 6 | 9 |
| Free kicks to goal | 0 | 0 |
| Possession | 33% | 38% |
| Ball in play | 10'59" | 26'16" |
| Total ball in play | 33'09" | 69'55" |

Referee:

David Fernández Borbalán (ESP)

Assistant referees:

Jesús Calvo Guadamuro (ESP)

José Miranda (ESP)

Additional assistant referees:

César Muñiz (ESP)

Jesús Gil Manzano (ESP)

- 18 Frank Acheampong (in) (out)
- 9 Matias Suárez (out)

- 2 Fabrice N'Sakala (Y)

- 8 Luka Milivojević (in) (out)
- 10 Dennis Praet (out)
- 15 Cyriac (in) (out)
- 45 Aleksandar Mitrović (out)

45'

03"

46'

53'

72'

72'

90'

2'10"

- 17' 10 Zlatan Ibrahimović

- 22' 10 Zlatan Ibrahimović

- 36' 10 Zlatan Ibrahimović

- 52' 9 Edinson Cavani

- 56' (in) (out) 6 Zoumana Camara
- 13 Alex

- 62' 10 Zlatan Ibrahimović

- 64' (in) (out) 25 Adrien Rabiot
- 14 Blaise Matuidi

- 71' (in) (out) 29 Lucas
- 22 Ezequiel Lavezzi

- 30 Salvatore Sirigu (GK)
- 5 Marquinhos
- 8 Thiago Motta
- 9 Edinson Cavani
- (C) 10 Zlatan Ibrahimović
- 13 Alex
- 14 Blaise Matuidi
- 17 Maxwell
- 22 Ezequiel Lavezzi
- 23(*) Gregory van der Wiel
- 24 Marco Verratti

- 1 Nicolas Douchez (GK)
- 6 Zoumana Camara
- 7 Jérémy Ménez
- 21 Lucas Digne
- 25 Adrien Rabiot
- 29 Lucas
- 35 Hervin Ongenda

Coach:
Laurent Blanc

| | Half | Full |
|--------------------|--------|--------|
| Attempts total | 5 | 14 |
| Attempts on target | 4 | 12 |
| Saves | 2 | 5 |
| Corners | 2 | 2 |
| Offsides | 2 | 6 |
| Fouls Committed | 7 | 11 |
| Fouls Suffered | 3 | 11 |
| Free kicks to goal | 0 | 1 |
| Possession | 67% | 62% |
| Ball in play | 22'10" | 43'39" |
| Total ball in play | 33'09" | 69'55" |

Fourth official:

Roberto Alonso (ESP)

UEFA delegate:

Michele Uva (ITA)

Attendance: 18.465

Player Summary Statistics

Matchday 3 - Wednesday 23 October 2013

Group C - Constant Vanden Stock Stadium - Brussels

RSC Anderlecht

0 - 5

Paris Saint-Germain



| | M | G | T | P | B | W | FC | FS | O | Y | R |
|---------------------|----|--------|---|---|---|---|----|----|---|---|---|
| Thomas Kaminski | 13 | 92'13" | | | | | | 1 | | | |
| Fabrice N'Sakala | 2 | 92'13" | | | | | 2 | | | 1 | |
| Matias Suárez | 9 | 45'03" | 1 | | | 1 | | 1 | | | |
| Dennis Praet | 10 | 71'28" | | | | | | 2 | | | |
| Bram Nuytinck | 14 | 92'13" | | | | | | | | | |
| Cheikhou Kouyaté | 16 | 92'13" | | | | | | | | | |
| Sacha Kljestan | 19 | 92'13" | | | | 1 | 2 | | | | |
| Chancel Mbemba | 22 | 92'13" | | | | | | | | | |
| Guillaume Gillet | 30 | 92'13" | 3 | | | 1 | 1 | | | | |
| Youri Tielemans | 31 | 92'13" | | | | 1 | 3 | 1 | | | |
| Aleksandar Mitrović | 45 | 71'48" | 2 | | | | 1 | 3 | | | |
| Davy Roef | 33 | | | | | | | | | | |
| Olivier Deschacht | 3 | | | | | | | | | | |
| Demy de Zeeuw | 6 | | | | | | | | | | |
| Luka Milivojević | 8 | 20'45" | 1 | | | | | 1 | | | |
| Cyriac | 15 | 20'25" | 1 | | | | | | | | |
| Massimo Bruno | 17 | | | | | | | | | | |
| Frank Acheampong | 18 | 47'10" | 3 | | | 1 | 3 | | | | |



| M | G | T | P | B | W | FC | FS | O | Y | R |
|--------|---|---|---|---|---|----|----|---|---|---|
| 92'13" | | | | | | | 1 | | | |
| 92'13" | | | | | | 3 | | | | |
| 92'13" | | | | | | 1 | 1 | | | |
| 92'13" | 1 | 2 | | | | | 2 | 1 | | |
| 92'13" | 4 | 8 | | | 2 | 1 | | 2 | | |
| 55'34" | | | | | | 1 | 1 | | | |
| 63'13" | | | | | | 1 | | | | |
| 92'13" | | | | | | | | 1 | | |
| 71'02" | | | | | | 1 | 1 | 1 | | |
| 92'13" | | 1 | | | | 1 | 1 | | | |
| 92'13" | | | | | | 2 | 2 | | | |
| 36'39" | | | | | | | | | | |
| 29'00" | | | | | | | 1 | | | |
| 21'11" | | 1 | | | | | 1 | 1 | | |

| | |
|----|----------------------|
| 30 | Salvatore Sirigu |
| 5 | Marquinhos |
| 8 | Thiago Motta |
| 9 | Edinson Cavani |
| 10 | Zlatan Ibrahimović |
| 13 | Alex |
| 14 | Blaise Matuidi |
| 17 | Maxwell |
| 22 | Ezequiel Lavezzi |
| 23 | Gregory van der Wiel |
| 24 | Marco Verratti |
| 1 | Nicolas Douchez |
| 6 | Zoumana Camara |
| 7 | Jérémy Ménez |
| 21 | Lucas Digne |
| 25 | Adrien Rabiot |
| 29 | Lucas |
| 35 | Hervin Ongenda |

M Minutes played
B Attempts hitting bar
O Offsides

G Goals scored
W Other attempts off target
Y Yellow cards

T Attempts on target
FC Fouls committed
R Red cards

P Attempts hitting post
FS Fouls suffered

01:22:28CET
24 Oct 2013

Team statistics: Full time

Matchday 3 - Wednesday 23 October 2013

Group C - Constant Vanden Stock Stadium - Brussels

RSC Anderlecht

0 – 5

Paris Saint-Germain

- 17'  Zlatan Ibrahimović
- 22'  Zlatan Ibrahimović
- 36'  Zlatan Ibrahimović
- 52'  Edinson Cavani
- 62'  Zlatan Ibrahimović

| | First half | | Second half | | Total | | Season average | | | Season high | | |
|--------------------------------|------------|------------------|-------------|------------------|------------|------------------|----------------|------------------|--------|-------------|------------------|--------|
| | Anderlecht | Paris St-Germain | Anderlecht | Paris St-Germain | Anderlecht | Paris St-Germain | Anderlecht | Paris St-Germain | All | Anderlecht | Paris St-Germain | All |
| Scoring situations | | | | | | | | | | | | |
| Goals scored | 0 | 3 | 0 | 2 | 0 | 5 | 0 | 4 | 1.5 | 0 | 5 | 6 |
| open play | 0 | 3 | 0 | 2 | 0 | 5 | 0 | 4 | 1.28 | 0 | 5 | 6 |
| penalty | 0 | 0 | 0 | 0 | 0 | 0 | 0 | 0 | 0.09 | 0 | 0 | 1 |
| direct from free-kick | 0 | 0 | 0 | 0 | 0 | 0 | 0 | 0 | 0.09 | 0 | 0 | 2 |
| Total attempts | 5 | 5 | 11 | 9 | 16 | 14 | 13.67 | 12.67 | 12.45 | 18 | 14 | 35 |
| on target | 3 | 4 | 8 | 8 | 11 | 12 | 7.67 | 10.33 | 7.26 | 11 | 12 | 22 |
| off target | 2 | 1 | 3 | 1 | 5 | 2 | 6 | 2.33 | 5.19 | 11 | 3 | 14 |
| Assists | 0 | 2 | 0 | 2 | 0 | 4 | 0 | 3.67 | 1.23 | 0 | 4 | 6 |
| Corners | 3 | 2 | 6 | 0 | 9 | 2 | 8 | 3.67 | 4.91 | 9 | 6 | 16 |
| Offsides | 0 | 2 | 0 | 4 | 0 | 6 | 2.67 | 3.33 | 2.35 | 5 | 6 | 8 |
| Saves | 1 | 2 | 6 | 3 | 7 | 5 | 3.67 | 4 | 3.23 | 7 | 5 | 13 |
| Time & distance | | | | | | | | | | | | |
| Total time played (minutes) | 45'03" | | 47'10" | | 92'13" | | | | | | | |
| Ball possession | 31% | 69% | 41% | 59% | 37% | 63% | | | | | | |
| Distance covered (metres) | 54675 | 54331 | 56925 | 55838 | 111600 | 110169 | 110890 | 106462 | 113321 | 112593 | 110169 | 126344 |
| Discipline | | | | | | | | | | | | |
| Yellow cards | 0 | 0 | 1 | 0 | 1 | 0 | 2.67 | 1 | 1.84 | 5 | 2 | 5 |
| Red cards | 0 | 0 | 0 | 0 | 0 | 0 | 0 | 0 | 0.08 | 0 | 0 | 1 |
| Fouls committed | 3 | 7 | 9 | 4 | 12 | 11 | 13 | 11.67 | 13.47 | 14 | 16 | 25 |
| Passing & solo runs | | | | | | | | | | | | |
| Passes attempted | 190 | 472 | 260 | 421 | 450 | 893 | 502.33 | 826 | 562.45 | 533 | 930 | 930 |
| Long | 30 | 37 | 27 | 34 | 57 | 71 | 71.33 | 78.67 | 80.48 | 98 | 94 | 123 |
| Medium | 108 | 324 | 168 | 270 | 276 | 594 | 310.33 | 551 | 346.94 | 340 | 658 | 658 |
| Short | 52 | 111 | 65 | 117 | 117 | 228 | 120.67 | 196.33 | 135.03 | 134 | 228 | 253 |
| Passes completed | 133 | 411 | 190 | 363 | 323 | 774 | 357.67 | 711.67 | 427.35 | 380 | 828 | 828 |
| Long | 19 | 30 | 13 | 26 | 32 | 56 | 40 | 57.33 | 49.37 | 57 | 73 | 90 |
| Medium | 75 | 288 | 131 | 238 | 206 | 526 | 235.67 | 494.33 | 279.42 | 264 | 608 | 608 |
| Short | 39 | 93 | 46 | 99 | 85 | 192 | 82 | 160 | 98.56 | 85 | 192 | 221 |
| Passes completion rate | 70% | 87% | 73% | 86% | 72% | 87% | 71% | 86% | 76% | 71% | 89% | 89% |
| Long | 63% | 81% | 48% | 76% | 56% | 79% | 56% | 73% | 61% | 58% | 78% | 73% |
| Medium | 69% | 89% | 78% | 88% | 75% | 89% | 76% | 90% | 80% | 78% | 92% | 92% |
| Short | 75% | 84% | 71% | 85% | 73% | 84% | 68% | 82% | 73% | 63% | 84% | 87% |
| Delivery/solo runs | 22 | 39 | 44 | 31 | 66 | 70 | 66.33 | 67.33 | 71.79 | 81 | 76 | 191 |
| into the attacking third | 18 | 29 | 28 | 23 | 46 | 52 | 45.67 | 52.33 | 48.71 | 56 | 59 | 104 |
| into the key area | 11 | 16 | 18 | 13 | 29 | 29 | 24.33 | 27.67 | 30.61 | 29 | 32 | 90 |
| into the penalty area | 2 | 7 | 12 | 5 | 14 | 12 | 15 | 12.33 | 13.53 | 17 | 13 | 50 |

Passing distribution

Matchday 3 - Wednesday 23 October 2013

Group C - Constant Vanden Stock Stadium - Brussels

RSC Anderlecht

0 - 5

Paris Saint-Germain



| From | TP | To | | | | | | | | | | | | | | Long | | Medium | | Short | | Total | | | |
|------------------------|----|--------|---|----|----|----|----|----|----|----|----|----|----|----|----|------|----|--------|-----|-------|----|-------|-----|-----|-----|
| | | 13 | 2 | 9 | 10 | 14 | 16 | 19 | 22 | 30 | 31 | 45 | 8 | 15 | 18 | PC | PA | PC | PA | PC | PA | PC | PA | % | |
| Thomas Kaminski | 13 | 92'13" | | 2 | - | 1 | 5 | - | 2 | 2 | 1 | 1 | - | - | 1 | - | 9 | 16 | 5 | 7 | 1 | 1 | 15 | 24 | 62% |
| Fabrice N'Sakala | 2 | 92'13" | - | | 4 | 3 | 3 | - | 4 | - | - | 6 | 4 | - | - | 2 | 3 | 6 | 17 | 23 | 6 | 12 | 26 | 41 | 63% |
| Matías Suárez | 9 | 45'03" | - | - | | - | 2 | - | 1 | - | - | 3 | - | - | - | - | 0 | 0 | 3 | 6 | 3 | 5 | 6 | 11 | 55% |
| Dennis Praet | 10 | 71'28" | 1 | 2 | 2 | | - | 1 | 3 | 4 | 3 | 2 | 5 | - | - | 6 | 1 | 3 | 19 | 25 | 9 | 11 | 29 | 39 | 74% |
| Bram Nuytinck | 14 | 92'13" | 1 | 4 | 2 | 1 | | 2 | 3 | 1 | 1 | 3 | - | 1 | - | - | 1 | 4 | 15 | 18 | 3 | 4 | 19 | 26 | 73% |
| Cheikhou Kouyaté | 16 | 92'13" | 3 | 1 | - | 1 | - | | 7 | 3 | 2 | 3 | 2 | - | - | - | 4 | 6 | 15 | 19 | 3 | 4 | 22 | 29 | 76% |
| Sacha Kijestan | 19 | 92'13" | - | 8 | 4 | 10 | 1 | 3 | | 1 | 8 | 10 | 3 | 3 | 2 | 3 | 2 | 3 | 44 | 52 | 10 | 13 | 56 | 68 | 82% |
| Chancel Mbemba | 22 | 92'13" | 1 | 2 | - | 3 | 1 | - | 6 | | 5 | 8 | - | 3 | 2 | - | 2 | 3 | 19 | 28 | 10 | 12 | 31 | 43 | 72% |
| Guillaume Gillet | 30 | 92'13" | - | 1 | 1 | 2 | - | 1 | 5 | 7 | | 7 | - | 1 | - | 1 | 2 | 4 | 13 | 18 | 11 | 13 | 26 | 35 | 74% |
| Youri Tielemans | 31 | 92'13" | - | 2 | 2 | 4 | 1 | 2 | 14 | 7 | 2 | | 4 | 7 | 1 | 2 | 4 | 7 | 31 | 41 | 13 | 16 | 48 | 64 | 75% |
| Aleksandar Mitrović | 45 | 71'48" | - | - | 1 | 2 | - | - | 2 | 1 | 2 | - | | - | - | 2 | 1 | 1 | 2 | 9 | 7 | 11 | 10 | 21 | 48% |
| Luka Milivojević | 8 | 20'45" | 1 | - | - | - | 1 | 2 | 4 | 4 | - | 2 | - | | - | 2 | 1 | 3 | 13 | 15 | 2 | 2 | 17 | 20 | 85% |
| Cyriac | 15 | 20'25" | - | - | - | - | 1 | - | 1 | 1 | - | - | - | - | | - | 0 | 0 | 3 | 4 | 1 | 2 | 4 | 6 | 67% |
| Frank Acheampong | 18 | 47'10" | - | 2 | - | 4 | - | - | 4 | 1 | - | 2 | - | - | 1 | | 1 | 1 | 7 | 11 | 6 | 11 | 14 | 23 | 61% |
| Total passes received: | | | 7 | 24 | 16 | 31 | 15 | 11 | 56 | 32 | 24 | 47 | 18 | 15 | 9 | 18 | 32 | 57 | 206 | 276 | 85 | 117 | 323 | 450 | 72% |



| From | TP | To | | | | | | | | | | | | | | Long | | Medium | | Short | | Total | | | |
|------------------------|----|--------|----|----|-----|----|----|----|----|----|----|----|-----|----|----|------|----|--------|-----|-------|-----|-------|-----|-----|------|
| | | 30 | 5 | 8 | 9 | 10 | 13 | 14 | 17 | 22 | 23 | 24 | 6 | 25 | 29 | PC | PA | PC | PA | PC | PA | PC | PA | % | |
| Salvatore Sirigu | 30 | 92'13" | | 8 | 2 | - | - | 1 | 1 | 1 | - | 1 | 6 | 3 | - | - | 2 | 3 | 19 | 22 | 2 | 2 | 23 | 27 | 85% |
| Marquinhos | 5 | 92'13" | 6 | | 6 | 2 | 5 | 5 | 12 | 15 | 9 | 1 | 18 | 6 | 5 | - | 11 | 13 | 58 | 63 | 21 | 22 | 90 | 98 | 92% |
| Thiago Motta | 8 | 92'13" | - | 18 | | 12 | 11 | 3 | 14 | 10 | 7 | 5 | 40 | 1 | 10 | 3 | 13 | 17 | 93 | 104 | 28 | 32 | 134 | 153 | 88% |
| Edinson Cavani | 9 | 92'13" | - | 1 | 11 | | 2 | - | 1 | 2 | 1 | 8 | 4 | - | 3 | - | 2 | 2 | 23 | 30 | 8 | 14 | 33 | 46 | 72% |
| Zlatan Ibrahimović | 10 | 92'13" | - | 2 | 6 | 3 | | - | 5 | 6 | 3 | 1 | 10 | - | 1 | 1 | 3 | 3 | 23 | 28 | 12 | 16 | 38 | 47 | 81% |
| Alex | 13 | 55'34" | 3 | 13 | 10 | - | - | | 1 | - | 2 | 3 | 15 | - | - | - | 1 | 1 | 38 | 38 | 8 | 8 | 47 | 47 | 100% |
| Blaise Matuidi | 14 | 63'13" | - | 6 | 12 | 2 | 8 | 5 | | 6 | 10 | 5 | 3 | 1 | - | - | 2 | 4 | 40 | 42 | 16 | 19 | 58 | 65 | 89% |
| Maxwell | 17 | 92'13" | - | 9 | 9 | 1 | 4 | - | 7 | | 12 | - | 10 | - | 5 | - | 1 | 1 | 41 | 48 | 15 | 18 | 57 | 67 | 85% |
| Ezequiel Lavezzi | 22 | 71'02" | - | 1 | 8 | 5 | 4 | 1 | 9 | 5 | | 5 | 3 | - | - | - | 5 | 6 | 22 | 29 | 14 | 17 | 41 | 52 | 79% |
| Gregory van der Wiel | 23 | 92'13" | 3 | 5 | 6 | 4 | 6 | 6 | 2 | - | 2 | | 6 | 4 | - | 4 | 4 | 5 | 32 | 38 | 12 | 15 | 48 | 58 | 83% |
| Marco Verratti | 24 | 92'13" | - | 9 | 51 | 7 | 12 | 11 | 7 | 6 | 3 | 10 | | 2 | 11 | 2 | 9 | 11 | 92 | 99 | 30 | 36 | 131 | 146 | 90% |
| Zoumana Camara | 6 | 36'39" | 6 | 2 | 7 | - | 1 | - | - | - | 1 | 3 | 8 | | - | - | 2 | 3 | 10 | 13 | 16 | 18 | 28 | 34 | 82% |
| Adrien Rabiot | 25 | 29'00" | 1 | 3 | 9 | 6 | - | - | - | 7 | 1 | 1 | 4 | 3 | | 1 | 1 | 1 | 28 | 32 | 7 | 8 | 36 | 41 | 88% |
| Lucas | 29 | 21'11" | - | - | 1 | - | 3 | - | - | - | - | 3 | - | 1 | 2 | | 0 | 1 | 7 | 8 | 3 | 3 | 10 | 12 | 83% |
| Total passes received: | | | 19 | 77 | 138 | 42 | 56 | 32 | 59 | 58 | 51 | 46 | 127 | 21 | 37 | 11 | 56 | 71 | 526 | 594 | 192 | 228 | 774 | 893 | 87% |

Tactical lineups: Full time

Matchday 3 - Wednesday 23 October 2013

Group C - Constant Vanden Stock Stadium - Brussels

RSC Anderlecht 0 - 5 Paris Saint-Germain

46' (In) 18 Acheampong / (Out) 9 Suárez
 72' (In) 8 Milivojević / (Out) 10 Praet
 72' (In) 15 Cyriac / (Out) 45 Mitrović

56' (In) 6 Camara / (Out) 13 Alex
 64' (In) 25 Rabiot / (Out) 14 Matuidi
 71' (In) 29 Lucas / (Out) 22 Lavezzi

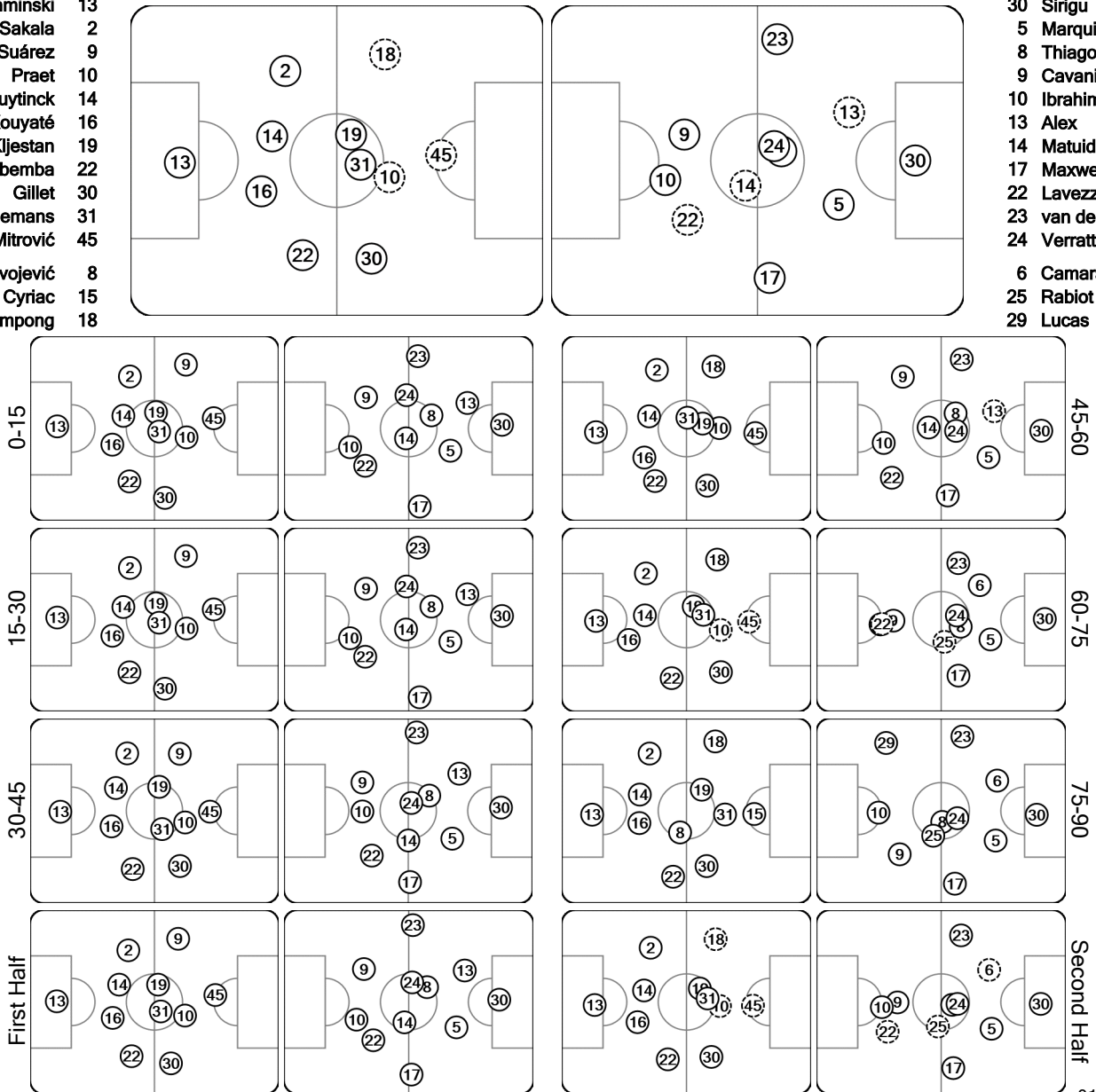
Total time played: 92'13"
 38% - 26'16" Ball possession 62% - 43'39"

Actual formation

Direction of play --> <-- Direction of play

- Kaminski 13
- N'Sakala 2
- Suárez 9
- Praet 10
- Nuytinck 14
- Kouyaté 16
- Kljestan 19
- Mbemba 22
- Gillet 30
- Tielemans 31
- Mitrović 45
- Milivojević 8
- Cyriac 15
- Acheampong 18

- 30 Sirigu
- 5 Marquinhos
- 8 Thiago Motta
- 9 Cavani
- 10 Ibrahimović
- 13 Alex
- 14 Matuidi
- 17 Maxwell
- 22 Lavezzi
- 23 van der Wiel
- 24 Verratti
- 6 Camara
- 25 Rabiot
- 29 Lucas



○ did not play the entire match (S) substitution (R) sent off

01:22:39 CET
 24 Oct 2013