

## UEFA CHAMPIONS LEAGUE - 2013/14 SEASON MATCH PRESS KITS



**Galatasaray AŞ**

**Ali Sami Yen Spor Kompleksi -  
Istanbul**

Wednesday 23 October 2013  
20.45CET (21.45 local time)  
Group B - Matchday 3



**FC København**

Last updated 22/10/2013 21:39CET

### UEFA CHAMPIONS LEAGUE OFFICIAL SPONSORS



|                        |    |
|------------------------|----|
| Previous meetings      | 2  |
| Match background       | 3  |
| Match facts            | 4  |
| Squad list             | 6  |
| Head coach             | 8  |
| Match officials        | 9  |
| Fixtures and results   | 10 |
| Match-by-match lineups | 13 |
| Group Standings        | 15 |
| Competition facts      | 17 |
| Team facts             | 18 |
| Legend                 | 20 |

## Previous meetings

---

### Head to Head

---

No UEFA competition matches have been played between these two teams

### Galatasaray AŞ - Record versus clubs from opponents' country

---

Galatasaray AŞ have not played against a club from their opponents' country

### FC København - Record versus clubs from opponents' country

---

#### UEFA Cup

| Date       | Stage | Match                                | Result          | Venue      | Goalscorers           |
|------------|-------|--------------------------------------|-----------------|------------|-----------------------|
| 11/12/1991 | R3    | Trabzonspor AŞ - <b>FC København</b> | 1-1<br>agg: 1-2 | Trabzon    | Aslan 58; Manniche 83 |
| 27/11/1991 | R3    | <b>FC København</b> - Trabzonspor AŞ | 1-0             | Copenhagen | Højer Nielsen 41      |

|                | Home |   |   |   | Away |   |   |   | Final |   |   |   | Total |   |   |   |    |    |
|----------------|------|---|---|---|------|---|---|---|-------|---|---|---|-------|---|---|---|----|----|
|                | Pld  | W | D | L | Pld  | W | D | L | Pld   | W | D | L | Pld   | W | D | L | GF | GA |
| Galatasaray AŞ | 0    | 0 | 0 | 0 | 0    | 0 | 0 | 0 | 0     | 0 | 0 | 0 | 0     | 0 | 0 | 0 | 0  | 0  |
| FC København   | 1    | 1 | 0 | 0 | 1    | 0 | 1 | 0 | 0     | 0 | 0 | 0 | 2     | 1 | 1 | 0 | 2  | 1  |

## Match background

---

Both Galatasaray AŞ and FC København will be trying to put their first win on the board in Group B when the teams meet in Istanbul on matchday three.

- Galatasaray recovered from their 6-1 home defeat against Real Madrid CF by holding Juventus to a 2-2 draw in Roberto Mancini's first game since taking over as coach. The Danish champions began with a 1-1 home draw against Juve before losing 4-0 in Madrid.

### Previous meetings

- The teams are meeting in an official game for the first time and it is also Galatasaray's first experience of facing opponents from Denmark.
- København, who are in their third UEFA Champions League campaign, have met only one Turkish team, lining up against Trabzonspor AŞ in the 1991/92 UEFA Cup third round. They drew 1-1 away after a 1-0 win in Copenhagen.

### Match background

- Galatasaray are embarking on their second successive UEFA Champions League campaign having not played in the competition since 2006/07 before last season.
- At home in last season's group stage they lost to SC Braga, drew with CFR 1907 Cluj and beat Manchester United FC. With wins in their last three group fixtures they qualified for the knockout rounds and overcame FC Schalke 04 in the round of 16, drawing at home before winning away. In the quarter-finals the Turkish champions lost 3-0 away to Madrid before edging the home leg 3-2.
- Three years ago København finished second in their group behind FC Barcelona and on their travels won 2-0 at Panathinaikos FC, losing by the same score at Barcelona and 1-0 at FC Rubin Kazan. In the round of 16 they lost 2-0 at home to Chelsea FC, drawing 0-0 in the London return.
- On their travels in last season's UEFA Europa League group stage, the Danish champions lost 1-0 away at FC Steaua Bucureşti, drew 0-0 at VfB Stuttgart and won 2-1 at Molde FK.

### Team ties

- København's Parken Stadium was the venue for Galatasaray's finest hour when they beat Arsenal FC 4-1 on penalties in the 1999/2000 UEFA Cup final after a goalless 120 minutes. Assistant coach Ümit Davala was in the winning team.
- Albert Riera struck Spain's final goal in a 3-1 win over Denmark in Aarhus in a UEFA EURO 2008 qualifier on 13 October 2007.
- Riera and Olof Mellberg were team-mates at Olympiacos FC in 2010/11, winning the Greek title.
- Bruma scored the penalty winner for Portugal against Denmark in a UEFA European Under-19 Championship elite round game in Barcelos on 9 June 2013 to ensure Portugal went through to the finals as group winners.
- Galatasaray's goalkeeping coach Cláudio Taffarel kept goal for Brazil in a 3-2 win over Denmark in a 1998 FIFA World Cup quarter-final played in Nantes on 3 July 1998.

## Match facts

---

### Galatasaray

#### UEFA milestones and competition statistics

- Matchday three is Galatasaray's 250th game in UEFA competition.

#### General information

- Wesley Sneijder scored twice on Saturday, the second seven minutes from time, as Galatasaray won 2-1 against a Kardemir Karabükspor side who had Sébastien Puygrenier sent off on 56 minutes.
- Hamit Altıntop has not featured since August because of a back problem. Galatasaray reserve goalkeeper Eray İşcan, who underwent knee surgery in September, has resumed training.
- Galatasaray parted company with Fatih Terim on 24 September. Assistant coach Hasan Şaş oversaw a 1-1 draw before Roberto Mancini was appointed on a three-year contract on 30 September.
- Mancini's first Süper Lig match ended in a 2-1 defeat at Akhisar Belediyespor on 6 October. With Selçuk İnan and Felipe Melo suspended and Semih Kaya and Engin Baytar carrying knocks, Yekta Kurtuluş and Ceyhun Gülselam made their first league starts of the season in midfield.
- Cimbom's haul of seven points from their first six games was their worst start to a campaign since 1989/90.
- The Turkish champions were leading Beşiktaş JK 2-1 in added time on 22 September when the derby was abandoned because of crowd problems.
- Tuğay Kerimoğlu, who won five titles with Galatasaray between 1987 and 1999, has been appointed assistant to Mancini. Bülent Ünder, Terim's assistant between 1996 and 2000, is the club's new head of youth development.

#### International duty

- Nine Galatasaray players were called up for senior duty during the international break: Burak Yılmaz, Umut Bulut, Selçuk İnan, Semih Kaya (Turkey), Didier Drogba (Ivory Coast), Aurélien Chedjou, Dany Nounkeu (Cameroon), Sneijder (Netherlands), Fernando Muslera (Uruguay).
- Burak extended his national-record run of scoring to five successive competitive matches as Turkey beat Estonia 2-0 on 11 October, with Umut also on target. Burak failed to find the net four days later in a 2-0 defeat by the Netherlands, however, when Sneijder struck for the visitors.
- Drogba opened the scoring from the penalty spot as the Ivory Coast beat Senegal 3-1 in the first leg of their FIFA World Cup play-off.

### København

#### UEFA milestones and competition statistics

- The last time København were in the UEFA Champions League, in 2010/11, they delivered the best performance by a Danish team, reaching the round of 16 where they were eliminated by Chelsea FC.
- Ståle Solbakken, who returned as coach on 21 August, has overseen all 16 of FCK's UEFA Champions League games to date.

#### General information

- København were 3-0 winners at home to Aalborg BK on Sunday, their first clean sheet in 18 games in all competitions since a 0-0 draw with Brøndby IF in May.
- Adi has scored 13 goals in 15 appearances in 2013/14, ten in seven for FK AS Trenčín and three since moving to København in August.
- København made their worst start to a league campaign this season, losing their first three games and having to wait until round seven before recording a win.
- The 4-1 victory at Viborg FF on 1 September ended a 12-match winless run for FCK, who picked up just four points from their last six outings in 2012/13. The form saw Ariël Jacobs sacked five games into the campaign.
- The Lions recorded their first home win since mid-March when they rallied from a goal down to beat Odense BK 2-1 on 22 September.

#### International duty

- København had seven players on senior duty during the international break: Lars Jacobsen (Denmark), Johan Wiland, Pierre Bengtsson (Sweden), Daniel Braaten (Norway), Ragnar Sigurdsson, Rúrik Gíslason (Iceland), Cristian Bolaños (Costa Rica).
- Sigurdsson and Gíslason featured as Iceland beat Cyprus and then drew 1-1 with Norway to seal second spot in

FIFA World Cup qualifying Group E and a play-off place. Braaten scored for the Norwegians.

# Squad list

## Galatasaray AŞ

| No.                | Player           | Nat. | DoB        | Age | D | Current season |     |     |     |        |     | All-time |     |      |     |
|--------------------|------------------|------|------------|-----|---|----------------|-----|-----|-----|--------|-----|----------|-----|------|-----|
|                    |                  |      |            |     |   | UCLQ           |     | UCL |     | League |     | UCL      |     | UEFA |     |
|                    |                  |      |            |     |   | Pld            | Gls | Pld | Gls | Pld    | Gls | Pld      | Gls | Pld  | Gls |
| <b>Goalkeepers</b> |                  |      |            |     |   |                |     |     |     |        |     |          |     |      |     |
| 25                 | Fernando Muslera | URU  | 16/06/1986 | 27  | - | -              | -   | 2   | -   | 7      | -   | 12       | -   | 16   | -   |
| 67                 | Eray İscan       | TUR  | 19/07/1991 | 22  | - | -              | -   | -   | -   | 1      | -   | -        | -   | -    | -   |
| 86                 | Ufuk Ceylan      | TUR  | 23/06/1986 | 27  | - | -              | -   | -   | -   | -      | -   | -        | -   | 1    | -   |
| <b>Defenders</b>   |                  |      |            |     |   |                |     |     |     |        |     |          |     |      |     |
| 5                  | Gökhan Zan       | TUR  | 07/09/1981 | 32  | - | -              | -   | 1   | -   | 4      | -   | 6        | -   | 23   | -   |
| 13                 | Dany Nounkeu     | CMR  | 11/04/1986 | 27  | - | -              | -   | 1   | -   | 3      | -   | 10       | -   | 21   | -   |
| 21                 | Aurélien Chedjou | CMR  | 20/06/1985 | 28  | - | -              | -   | 2   | -   | 5      | -   | 11       | 1   | 32   | 4   |
| 22                 | Hakan Balta      | TUR  | 23/03/1983 | 30  | - | -              | -   | 1   | -   | 8      | -   | 2        | -   | 27   | 1   |
| 26                 | Semih Kaya       | TUR  | 24/02/1991 | 22  | - | -              | -   | 1   | -   | 6      | -   | 11       | -   | 11   | -   |
| 27                 | Emmanuel Eboué   | CIV  | 04/06/1983 | 30  | - | -              | -   | 2   | -   | 5      | -   | 60       | 3   | 73   | 4   |
| 55                 | Sabri Sarıoğlu   | TUR  | 26/07/1984 | 29  | - | -              | -   | -   | -   | 6      | -   | 16       | -   | 49   | 4   |
| <b>Midfielders</b> |                  |      |            |     |   |                |     |     |     |        |     |          |     |      |     |
| 3                  | Felipe Melo      | BRA  | 26/06/1983 | 30  | - | -              | -   | 2   | -   | 6      | -   | 23       | -   | 37   | -   |
| 4                  | Hamit Altıntop   | TUR  | 08/12/1982 | 30  | - | -              | -   | -   | -   | 2      | -   | 36       | 2   | 72   | 9   |
| 6                  | Ceyhun Gülselam  | TUR  | 25/12/1987 | 25  | - | -              | -   | -   | -   | 3      | -   | -        | -   | 3    | 1   |
| 7                  | Aydın Yılmaz     | TUR  | 29/01/1988 | 25  | - | -              | -   | -   | -   | 1      | -   | 4        | 1   | 15   | 2   |
| 8                  | Selçuk İnan      | TUR  | 10/02/1985 | 28  | - | -              | -   | 2   | -   | 6      | -   | 12       | -   | 16   | -   |
| 10                 | Wesley Sneijder  | NED  | 09/06/1984 | 29  | - | -              | -   | 2   | -   | 7      | 3   | 59       | 9   | 77   | 14  |
| 20                 | Bruma            | POR  | 24/10/1994 | 18  | - | -              | -   | 2   | -   | 4      | -   | 2        | -   | 2    | -   |
| 35                 | Yekta Kurtuluş   | TUR  | 11/12/1985 | 27  | - | -              | -   | -   | -   | 2      | -   | 2        | -   | 2    | -   |
| 50                 | Engin Baytar     | TUR  | 11/07/1983 | 30  | - | -              | -   | 1   | -   | 5      | 1   | 2        | -   | 3    | -   |
| 52                 | Emre Çolak       | TUR  | 20/05/1991 | 22  | - | -              | -   | -   | -   | 4      | -   | 6        | -   | 7    | -   |
| 77                 | Albert Riera     | ESP  | 15/04/1982 | 31  | - | -              | -   | 2   | -   | -      | -   | 22       | 1   | 52   | 10  |
| <b>Forwards</b>    |                  |      |            |     |   |                |     |     |     |        |     |          |     |      |     |
| 11                 | Didier Drogba    | CIV  | 11/03/1978 | 35  | - | -              | -   | 2   | 1   | 8      | 4   | 81       | 41  | 91   | 47  |
| 17                 | Burak Yılmaz     | TUR  | 15/07/1985 | 28  | - | -              | -   | 1   | -   | 8      | 2   | 18       | 8   | 35   | 9   |
| 19                 | Umut Bulut       | TUR  | 15/03/1983 | 30  | - | -              | -   | 2   | 2   | 5      | -   | 12       | 3   | 21   | 6   |
| 53                 | Nordin Amrabat   | NED  | 31/03/1987 | 26  | - | -              | -   | 2   | -   | 3      | -   | 15       | -   | 24   | 1   |
| <b>Coach</b>       |                  |      |            |     |   |                |     |     |     |        |     |          |     |      |     |
| -                  | Roberto Mancini  | ITA  | 27/11/1964 | 48  | - | -              | -   | 1   | -   | -      | -   | 54       | -   | 94   | -   |

## FC København

| No.                | Player                   | Nat. | DoB        | Age | D | Current season |     |     |     |        |     | All-time |     |      |     |
|--------------------|--------------------------|------|------------|-----|---|----------------|-----|-----|-----|--------|-----|----------|-----|------|-----|
|                    |                          |      |            |     |   | UCLQ           |     | UCL |     | League |     | UCL      |     | UEFA |     |
|                    |                          |      |            |     |   | Pld            | Gls | Pld | Gls | Pld    | Gls | Pld      | Gls | Pld  | Gls |
| <b>Goalkeepers</b> |                          |      |            |     |   |                |     |     |     |        |     |          |     |      |     |
| 1                  | Kim Christensen          | DEN  | 16/07/1979 | 34  | - | -              | -   | -   | -   | -      | -   | -        | -   | 10   | -   |
| 21                 | Johan Wiland             | SWE  | 24/01/1981 | 32  | - | -              | -   | 2   | -   | 11     | -   | 10       | -   | 63   | -   |
| 31                 | Jakob Jensen             | DEN  | 12/09/1993 | 20  | - | -              | -   | -   | -   | 2      | -   | -        | -   | -    | -   |
| <b>Defenders</b>   |                          |      |            |     |   |                |     |     |     |        |     |          |     |      |     |
| 2                  | Lars Jacobsen            | DEN  | 20/09/1979 | 34  | - | -              | -   | 2   | -   | 12     | -   | 8        | -   | 32   | -   |
| 3                  | Pierre Bengtsson         | SWE  | 12/04/1988 | 25  | - | -              | -   | 2   | -   | 10     | 1   | 4        | -   | 27   | -   |
| 4                  | Kris Stadsgaard          | DEN  | 01/08/1985 | 28  | - | -              | -   | -   | -   | 4      | -   | -        | -   | 22   | -   |
| 5                  | Olof Mellberg            | SWE  | 03/09/1977 | 36  | - | -              | -   | 2   | -   | 10     | 1   | 22       | -   | 38   | -   |
| 15                 | Georg Margreitter        | AUT  | 07/11/1988 | 24  | - | -              | -   | 1   | -   | 2      | -   | 1        | -   | 13   | -   |
| 17                 | Ragnar Sigurdsson        | ISL  | 19/06/1986 | 27  | - | -              | -   | 2   | -   | 8      | -   | 2        | -   | 29   | -   |
| 25                 | Christoffer Remmer       | DEN  | 16/01/1993 | 20  | - | -              | -   | -   | -   | 2      | -   | -        | -   | -    | -   |
| 34                 | Mads Aaquist             | DEN  | 31/12/1994 | 18  | - | -              | -   | -   | -   | -      | -   | -        | -   | -    | -   |
| <b>Midfielders</b> |                          |      |            |     |   |                |     |     |     |        |     |          |     |      |     |
| 6                  | Claudemir                | BRA  | 27/03/1988 | 25  | - | -              | -   | 2   | -   | 10     | 1   | 10       | 1   | 31   | 2   |
| 8                  | Thomas Delaney           | DEN  | 03/09/1991 | 22  | - | -              | -   | 2   | -   | 11     | 2   | 4        | -   | 22   | 1   |
| 16                 | Thomas Kristensen        | DEN  | 17/04/1983 | 30  | - | -              | -   | 1   | -   | 8      | 1   | 2        | -   | 40   | 2   |
| 19                 | Rúrik Gíslason           | ISL  | 25/02/1988 | 25  | - | -              | -   | 2   | -   | 11     | 2   | 2        | -   | 26   | 2   |
| 28                 | Tobias Harro Christensen | DEN  | 04/01/1995 | 18  | - | -              | -   | -   | -   | -      | -   | -        | -   | -    | -   |
| 30                 | Christián Bolaños        | CRC  | 17/05/1984 | 29  | - | -              | -   | 2   | -   | 9      | -   | 10       | -   | 35   | 3   |
| 35                 | Mikkel Wohlegemuth       | DEN  | 04/06/1995 | 18  | - | -              | -   | -   | -   | -      | -   | -        | -   | -    | -   |
| <b>Forwards</b>    |                          |      |            |     |   |                |     |     |     |        |     |          |     |      |     |
| 9                  | Igor Vetokele            | BEL  | 23/03/1992 | 21  | - | -              | -   | -   | -   | 10     | 3   | -        | -   | 3    | 1   |
| 11                 | César Santin             | BRA  | 24/02/1981 | 32  | - | -              | -   | -   | -   | 9      | 1   | 6        | -   | 53   | 13  |
| 12                 | Fanendo Adi              | NGA  | 10/10/1990 | 23  | - | -              | -   | 2   | -   | 6      | 3   | 2        | -   | 6    | 3   |
| 18                 | Nicolai Jørgensen        | DEN  | 15/01/1991 | 22  | - | -              | -   | 2   | 1   | 8      | 3   | 4        | 1   | 20   | 2   |
| 22                 | Daniel Braaten           | NOR  | 25/05/1982 | 31  | - | -              | -   | 2   | -   | 5      | -   | 14       | 1   | 32   | 3   |
| 23                 | Marvin Pourie            | GER  | 08/01/1991 | 22  | - | -              | -   | -   | -   | 6      | -   | -        | -   | -    | -   |
| 24                 | Youssef Toutouh          | DEN  | 06/10/1992 | 21  | - | -              | -   | 2   | -   | 6      | 1   | 2        | -   | 2    | -   |
| 32                 | Danny Amankwaa           | DEN  | 30/01/1994 | 19  | - | -              | -   | -   | -   | 5      | -   | -        | -   | 1    | -   |
| <b>Coach</b>       |                          |      |            |     |   |                |     |     |     |        |     |          |     |      |     |
| -                  | Ståle Solbakken          | NOR  | 27/02/1968 | 45  | - | -              | -   | 2   | -   | -      | -   | 16       | -   | 60   | -   |

## Head coach

---

### Galatasaray AŞ: Roberto Mancini

---

**Date of birth:** 27 November 1964

**Nationality:** Italian

**Playing career:** Bologna FC, UC Sampdoria, SS Lazio, Leicester City FC

**Coaching career:** ACF Fiorentina, SS Lazio, FC Internazionale Milano, Manchester City FC, Galatasaray AŞ

- Spent the majority of his playing career in Italy, winning Serie A titles and UEFA Cup Winners' Cups with both Sampdoria and Lazio as well as six editions of the Coppa Italia, four with Sampdoria and two with Lazio. Capped 36 times by Italy, the forward was a bronze medallist at the 1990 FIFA World Cup.
- Started his coaching career as assistant to Sven-Göran Eriksson at Lazio before replacing Fatih Terim at Fiorentina in 2001. After leading the Viola to the Coppa Italia, he returned to Lazio and repeated that feat as well as steering the Roman club into the UEFA Champions League and to the UEFA Cup semi-finals in 2002/03.
- Became coach of Inter in July 2004, replacing Alberto Zaccheroni one day after terminating his contract with Lazio; led the Nerazzurri to Coppa Italia glory in his debut season, Inter's first domestic honour since the 1989 Scudetto. After Juventus were stripped of their 2005/06 title and AC Milan suffered a points penalty, Inter were finally crowned champions of Italy again. Mancini repeated that success in 2006/07.
- Left Inter in May 2008 despite winning another title and replaced Mark Hughes as manager of Manchester City midway through the 2009/10 Premier League season. City finished fifth in his first campaign, third in his second – when they also lifted the FA Cup – and dramatically won the top flight for the first time in 44 years on the final day of his third.
- City finished second the following season, but Mancini was sacked two days after losing to Wigan Athletic FC in the 2013 FA Cup final. Mancini replaced Terim again that September, signing a three-year deal with Galatasaray.

### FC København: Ståle Solbakken

---

**Date of birth:** 27 February 1968

**Nationality:** Norwegian

**Playing career:** Grue IL, Ham-Kam Fotball, Lillestrøm SK, Wimbledon FC, Aalborg BK, FC København

**Coaching career:** Ham-Kam Fotball, FC København (twice), 1. FC Köln, Wolverhampton Wanderers FC

- Discovered at lower-league Grue, Solbakken represented Ham-Kam but made his mark as one of Norway's finest midfielders at Lillestrøm between 1994 and 1997, earning the first of his 58 caps for Norway before an ill-starred move to English side Wimbledon.
- A five-month Premier League spell ended with a switch to Denmark's AaB in 1998, where he got his career back on track, starring in the 1998/99 title success. He represented Norway at the 1998 FIFA World Cup and UEFA EURO 2000 prior to joining København for 2000/01.
- His København playing career lasted just 14 league games before Solbakken suffered a heart attack in training on 13 March 2001; he was revived in an ambulance 12 minutes later.
- With a pacemaker fitted he went into coaching with Ham-Kam before unexpectedly being named as Hans Backe's successor at København in 2005 by club chairman Flemming Østergaard, who has Solbakken's playing shirt hanging in his office.
- The first of five title successes in his first season vindicated the decision, Solbakken also leading the club to the 2006/07 and 2010/11 UEFA Champions League group stage – reaching the round of 16 in the latter campaign – and the 2008/09 Danish Cup. After short, unsuccessful spells at Köln and Wolves, returned to København in August 2013 following Ariël Jacobs' dismissal.



## Match officials

|                                      |   |
|--------------------------------------|---|
| <b>Referee</b>                       | Aleksandar Stavrev (MKD)                          |
| <b>Assistant referees</b>            | Marjan Kirovski (MKD) , Dejan Kostadinov (MKD)    |
| <b>Additional assistant referees</b> | Dimitar Meckarovski (MKD) , Goran Spirkoski (MKD) |
| <b>Fourth official</b>               | Nikola Karakolev (MKD)                            |
| <b>UEFA Delegate</b>                 | Christian Mutschler (SUI)                         |
| <b>UEFA Referee observer</b>         | László Vagner (HUN)                               |

## Referee

| Name               | Date of birth | UEFA Champions League matches | UEFA matches |
|--------------------|---------------|-------------------------------|--------------|
| Aleksandar Stavrev | 30/03/1977    | 4                             | 52           |

**Referee since:** 1996

**First division:** 2002

**FIFA badge:** 2006

**Tournaments:** 2011 UEFA European Under-21 Championship, 2008 UEFA European Under-19 Championship, 2006 UEFA European Under-17 Championship

### Finals

N/A

## UEFA Champions League matches involving teams from the two countries involved in this match

| Date       | Competition | Stage | Home           | Away            | Result | Venue    |
|------------|-------------|-------|----------------|-----------------|--------|----------|
| 03/08/2011 | UCL         | 3QR   | Trabzonspor AŞ | SL Benfica      | 1-1    | Istanbul |
| 07/11/2012 | UCL         | GS    | Juventus       | FC Nordsjælland | 4-0    | Turin    |

## Other matches involving teams from either of the two countries involved in this match

| Date       | Competition | Stage | Home           | Away                | Result | Venue      |
|------------|-------------|-------|----------------|---------------------|--------|------------|
| 30/08/2007 | UEL         | 2QR   | FC Midtjylland | Valkeakosken Haka   | 5-2    | Herning    |
| 01/10/2009 | UEL         | GS    | FC Sheriff     | Fenerbahçe SK       | 0-1    | Tiraspol   |
| 07/09/2010 | U21         | QR    | Turkey         | Republic of Ireland | 1-0    | Kocaeli    |
| 04/11/2010 | UEL         | GS    | Odense BK      | BSC Young Boys      | 2-0    | Odense     |
| 15/10/2013 | WC          | QR    | Denmark        | Malta               | 6-0    | Copenhagen |

## Fixtures and results

### Galatasaray AŞ

| Date       | Competition | Opponent                 | Result | Goalscorers                         |
|------------|-------------|--------------------------|--------|-------------------------------------|
| 19/08/2013 | League      | Gaziantepspor (H)        | W      | 2-1 Sneijder 9, Burak Yılmaz 51 (P) |
| 25/08/2013 | League      | Bursaspor (A)            | D      | 1-1 Burak Yılmaz 44                 |
| 30/08/2013 | League      | Eskişehirspor (A)        | D      | 0-0                                 |
| 13/09/2013 | League      | Antalyaspor (H)          | D      | 1-1 Drogba 75                       |
| 17/09/2013 | UCL         | Real Madrid CF (H)       | L      | 1-6 Umut Bulut 84                   |
| 22/09/2013 | League      | Beşiktaş JK (A)          | f      | 3-0                                 |
| 28/09/2013 | League      | Çaykur Rizespor (H)      | D      | 1-1 Engin Baytar 18                 |
| 02/10/2013 | UCL         | Juventus (A)             | D      | 2-2 Drogba 36, Umut Bulut 88        |
| 06/10/2013 | League      | Akhisar Belediyespor (A) | L      | 1-2 Drogba 68                       |
| 19/10/2013 | League      | Kardemir Karabükspor (H) | W      | 2-1 Sneijder 41, 83                 |
| 23/10/2013 | UCL         | FC København (H)         |        |                                     |
| 27/10/2013 | League      | Kayserispor (A)          |        |                                     |
| 02/11/2013 | League      | Konyaspor (H)            |        |                                     |
| 05/11/2013 | UCL         | FC København (A)         |        |                                     |
| 09/11/2013 | League      | Fenerbahçe SK (A)        |        |                                     |
| 23/11/2013 | League      | Sivasspor (H)            |        |                                     |
| 27/11/2013 | UCL         | Real Madrid CF (A)       |        |                                     |
| 30/11/2013 | League      | Kasımpaşa SK (A)         |        |                                     |
| 07/12/2013 | League      | Elazığspor (H)           |        |                                     |
| 10/12/2013 | UCL         | Juventus (H)             |        |                                     |
| 14/12/2013 | League      | Gençlerbirliği SK (A)    |        |                                     |
| 21/12/2013 | League      | Trabzonspor AŞ (H)       |        |                                     |
| 28/12/2013 | League      | Kayseri Erciyesspor (A)  |        |                                     |
| 25/01/2014 | League      | Gaziantepspor (A)        |        |                                     |
| 01/02/2014 | League      | Bursaspor (H)            |        |                                     |
| 08/02/2014 | League      | Eskişehirspor (H)        |        |                                     |
| 15/02/2014 | League      | Antalyaspor (A)          |        |                                     |
| 22/02/2014 | League      | Beşiktaş JK (H)          |        |                                     |
| 01/03/2014 | League      | Çaykur Rizespor (A)      |        |                                     |
| 08/03/2014 | League      | Akhisar Belediyespor (H) |        |                                     |
| 15/03/2014 | League      | Kardemir Karabükspor (A) |        |                                     |
| 22/03/2014 | League      | Kayserispor (H)          |        |                                     |
| 29/03/2014 | League      | Konyaspor (A)            |        |                                     |
| 05/04/2014 | League      | Fenerbahçe SK (H)        |        |                                     |
| 12/04/2014 | League      | Sivasspor (A)            |        |                                     |
| 19/04/2014 | League      | Kasımpaşa SK (H)         |        |                                     |
| 26/04/2014 | League      | Elazığspor (A)           |        |                                     |
| 03/05/2014 | League      | Gençlerbirliği SK (H)    |        |                                     |
| 10/05/2014 | League      | Trabzonspor AŞ (A)       |        |                                     |
| 17/05/2014 | League      | Kayseri Erciyesspor (H)  |        |                                     |

| Pos. | Clubs         | P | W | D | L | GF | GA | Pts |
|------|---------------|---|---|---|---|----|----|-----|
| 1    | Fenerbahçe SK | 8 | 6 | 1 | 1 | 18 | 8  | 19  |

| Pos.     | Clubs                 | P        | W        | D        | L        | GF        | GA       | Pts       |
|----------|-----------------------|----------|----------|----------|----------|-----------|----------|-----------|
| 2        | Beşiktaş JK           | 8        | 5        | 1        | 2        | 12        | 7        | 16        |
| 3        | Kasımpaşa SK          | 8        | 5        | 0        | 3        | 16        | 11       | 15        |
| 4        | Çaykur Rizespor       | 8        | 4        | 2        | 2        | 13        | 9        | 14        |
| 5        | Trabzonspor AŞ        | 8        | 4        | 2        | 2        | 6         | 6        | 14        |
| <b>6</b> | <b>Galatasaray AŞ</b> | <b>8</b> | <b>3</b> | <b>4</b> | <b>1</b> | <b>11</b> | <b>7</b> | <b>13</b> |
| 7        | Eskişehirspor         | 8        | 4        | 1        | 3        | 10        | 6        | 13        |
| 8        | Akhisar Belediyespor  | 8        | 4        | 1        | 3        | 10        | 7        | 13        |
| 9        | Sivasspor             | 8        | 4        | 1        | 3        | 14        | 12       | 13        |
| 10       | Antalyaspor           | 8        | 3        | 3        | 2        | 8         | 6        | 12        |
| 11       | Bursaspor             | 8        | 3        | 2        | 3        | 7         | 9        | 11        |
| 12       | Konyaspor             | 8        | 3        | 1        | 4        | 9         | 13       | 10        |
| 13       | Kardemir Karabükspor  | 8        | 2        | 2        | 4        | 6         | 9        | 8         |
| 14       | Gaziantepspor         | 8        | 2        | 2        | 4        | 10        | 14       | 8         |
| 15       | Elazığspor            | 8        | 2        | 1        | 5        | 10        | 20       | 7         |
| 16       | Kayseri Erciyesspor   | 8        | 1        | 3        | 4        | 6         | 10       | 6         |
| 17       | Kayserispor           | 8        | 1        | 2        | 5        | 5         | 12       | 5         |
| 18       | Gençlerbirliği SK     | 8        | 1        | 1        | 6        | 5         | 10       | 4         |

## FC København

| Date       | Competition | Opponent                  | Result | Goalscorers  |
|------------|-------------|---------------------------|--------|--|
| 21/07/2013 | League      | Aalborg BK (A)            | L      | 1-2 Bengtsson 48                                     |
| 28/07/2013 | League      | FC Midtjylland (A)        | L      | 0-1  |
| 04/08/2013 | League      | Randers FC (H)            | L      | 1-3 Delaney 24                                       |
| 11/08/2013 | League      | FC Nordsjælland (A)       | D      | 2-2 Gíslason 18, Kristensen 63 (P)                   |
| 18/08/2013 | League      | AGF Aarhus (H)            | D      | 1-1 N. Jørgensen 45                                  |
| 25/08/2013 | League      | FC Vestsjælland (H)       | D      | 1-1 Adi 6  |
| 01/09/2013 | League      | Viborg FF (A)             | W      | 4-1 Claudemir 21, Mellberg 32, Vetokele 65, Adi 79   |
| 14/09/2013 | League      | Esbjerg fB (H)            | D      | 1-1 Santin 85  |
| 17/09/2013 | UCL         | Juventus (H)              | D      | 1-1 N. Jørgensen 14                                  |
| 22/09/2013 | League      | Odense BK (H)             | W      | 2-1 Delaney 74, Vetokele 83                          |
| 25/09/2013 | Cup         | Hvidovre IF København (A) | W      | 4-2 Santin 1, Toutouh 13, Vetokele 51, Pourie 61     |
| 28/09/2013 | League      | Brøndby IF (A)            | L      | 2-3 Adi 63 (P), Toutouh 69                           |
| 02/10/2013 | UCL         | Real Madrid CF (A)        | L      | 0-4  |
| 06/10/2013 | League      | SønderjyskE (H)           | W      | 2-1 Gíslason 29, N. Jørgensen 66                     |
| 20/10/2013 | League      | Aalborg BK (H)            | W      | 3-0 N. Jørgensen 43, L. Nielsen 62 (og), Vetokele 89 |
| 23/10/2013 | UCL         | Galatasaray AŞ (A)        |        |  |
| 27/10/2013 | League      | Randers FC (A)            |        |  |
| 30/10/2013 | Cup         | Odense BK (H)             |        |  |
| 03/11/2013 | League      | FC Nordsjælland (H)       |        |  |
| 05/11/2013 | UCL         | Galatasaray AŞ (H)        |        |  |
| 10/11/2013 | League      | Esbjerg fB (A)            |        |  |
| 24/11/2013 | League      | Viborg FF (H)             |        |  |
| 27/11/2013 | UCL         | Juventus (A)              |        |  |

**FC København**

|            |        |                     |  |  |
|------------|--------|---------------------|--|--|
| 30/11/2013 | League | Brøndby IF (A)      |  |  |
| 08/12/2013 | League | FC Vestsjælland (H) |  |  |
| 10/12/2013 | UCL    | Real Madrid CF (H)  |  |  |
| 23/02/2014 | League | AGF Aarhus (A)      |  |  |
| 02/03/2014 | League | FC Midtjylland (H)  |  |  |
| 09/03/2014 | League | Odense BK (A)       |  |  |
| 16/03/2014 | League | SønderjyskE (A)     |  |  |
| 23/03/2014 | League | Randers FC (H)      |  |  |
| 29/03/2014 | League | Aalborg BK (A)      |  |  |
| 06/04/2014 | League | SønderjyskE (H)     |  |  |
| 13/04/2014 | League | AGF Aarhus (H)      |  |  |
| 17/04/2014 | League | FC Vestsjælland (A) |  |  |
| 20/04/2014 | League | Esbjerg fB (H)      |  |  |
| 27/04/2014 | League | FC Nordsjælland (A) |  |  |
| 04/05/2014 | League | Brøndby IF (H)      |  |  |
| 07/05/2014 | League | Viborg FF (A)       |  |  |
| 11/05/2014 | League | FC Midtjylland (A)  |  |  |
| 18/05/2014 | League | Odense BK (H)       |  |  |

| Pos.     | Clubs               | P         | W        | D        | L        | GF        | GA        | Pts       |
|----------|---------------------|-----------|----------|----------|----------|-----------|-----------|-----------|
| 1        | FC Midtjylland      | 12        | 6        | 6        | 0        | 21        | 11        | 24        |
| 2        | Aalborg BK          | 12        | 5        | 3        | 4        | 17        | 16        | 18        |
| 3        | Esbjerg fB          | 12        | 5        | 2        | 5        | 26        | 18        | 17        |
| 4        | Odense BK           | 12        | 4        | 5        | 3        | 22        | 18        | 17        |
| 5        | Viborg FF           | 12        | 4        | 5        | 3        | 18        | 17        | 17        |
| 6        | FC Vestsjælland     | 12        | 4        | 5        | 3        | 14        | 15        | 17        |
| <b>7</b> | <b>FC København</b> | <b>12</b> | <b>4</b> | <b>4</b> | <b>4</b> | <b>20</b> | <b>17</b> | <b>16</b> |
| 8        | AGF Aarhus          | 12        | 4        | 3        | 5        | 18        | 20        | 15        |
| 9        | Randers FC          | 12        | 3        | 5        | 4        | 16        | 19        | 14        |
| 10       | Brøndby IF          | 12        | 3        | 5        | 4        | 15        | 18        | 14        |
| 11       | FC Nordsjælland     | 12        | 3        | 3        | 6        | 11        | 18        | 12        |
| 12       | SønderjyskE         | 12        | 3        | 2        | 7        | 12        | 23        | 11        |

## Match-by-match lineups

### Galatasaray AŞ

#### UEFA Champions League - Group stage

##### Group B

| Club                  | Pld      | W        | D        | L        | GF        | GA       | Pts      |
|-----------------------|----------|----------|----------|----------|-----------|----------|----------|
| <b>Real Madrid CF</b> | <b>2</b> | <b>2</b> | <b>0</b> | <b>0</b> | <b>10</b> | <b>1</b> | <b>6</b> |
| Juventus              | 2        | 0        | 2        | 0        | 3         | 3        | 2        |
| FC København          | 2        | 0        | 1        | 1        | 1         | 5        | 1        |
| <b>Galatasaray AŞ</b> | <b>2</b> | <b>0</b> | <b>1</b> | <b>1</b> | <b>3</b>  | <b>8</b> | <b>1</b> |

##### Matchday 1 (17/09/2013)

###### Galatasaray AŞ 1-6 Real Madrid CF

**Goals:** 0-1 Isco 33, 0-2 Benzema 54, 0-3 Ronaldo 63, 0-4 Ronaldo 66, 0-5 Benzema 81, 1-5 Umut Bulut 84, 1-6 Ronaldo 90+1

**Galatasaray AŞ:** Muslera, Felipe Melo, Selçuk İnan, Sneijder, Drogba (46 Amrabat), Nounkeu, Burak Yılmaz (78 Umut Bulut), Chedjou, Eboué, Engin Baytar (62 Bruma), Riera

##### Matchday 2 (02/10/2013)

###### Juventus 2-2 Galatasaray AŞ

**Goals:** 0-1 Drogba 36, 1-1 Vidal 78 (P), 2-1 Quagliarella 87, 2-2 Umut Bulut 88

**Galatasaray AŞ:** Muslera, Felipe Melo, Selçuk İnan, Sneijder (74 Umut Bulut), Drogba, Bruma, Chedjou, Hakan Balta, Semih Kaya (25 Gökhan Zan), Eboué, Riera (60 Amrabat)

##### Matchday 3 (23/10/2013)

Galatasaray AŞ-FC København

##### Matchday 4 (05/11/2013)

FC København-Galatasaray AŞ

##### Matchday 5 (27/11/2013)

Real Madrid CF-Galatasaray AŞ

##### Matchday 6 (10/12/2013)

Galatasaray AŞ-Juventus

### FC København

#### UEFA Champions League - Group stage

##### Matchday 1 (17/09/2013)

###### FC København 1-1 Juventus

**Goals:** 1-0 N. Jørgensen 14, 1-1 Quagliarella 54

**FC København:** Wiland, Jacobsen, Bengtsson, Mellberg, Claudemir (86 Margreitter), Delaney, Adi (70 Gíslason), R. Sigurdsson, N. Jørgensen, Braaten, Bolaños (79 Toutouh)

##### Matchday 2 (02/10/2013)

###### Real Madrid CF 4-0 FC København

**Goals:** 1-0 Ronaldo 21, 2-0 Ronaldo 65, 3-0 Di María 71, 4-0 Di María 90+1

**FC København:** Wiland, Jacobsen, Bengtsson, Mellberg, Claudemir, Delaney, R. Sigurdsson, N. Jørgensen (72 Kristensen), Gíslason, Braaten (66 Adi), Toutouh (63 Bolaños)

##### Matchday 3 (23/10/2013)

Galatasaray AŞ-FC København

##### Matchday 4 (05/11/2013)

FC København-Galatasaray AŞ

##### Matchday 5 (27/11/2013)

Juventus-FC København

**Matchday 6 (10/12/2013)**

FC København-Real Madrid CF

## Group Standings

### Group A

| Pos. | Clubs                   | P | W | D | L | GF | GA | Pts |
|------|-------------------------|---|---|---|---|----|----|-----|
| 1    | FC Shakhtar Donetsk     | 2 | 1 | 1 | 0 | 3  | 1  | 4   |
| 1    | Manchester United FC    | 2 | 1 | 1 | 0 | 5  | 3  | 4   |
| 3    | Bayer 04 Leverkusen     | 2 | 1 | 0 | 1 | 4  | 5  | 3   |
| 4    | Real Sociedad de Fútbol | 2 | 0 | 0 | 2 | 1  | 4  | 0   |

|            |                      |                         |            |
|------------|----------------------|-------------------------|------------|
| 23/10/2013 | Manchester United FC | Real Sociedad de Fútbol | Manchester |
| 23/10/2013 | Bayer 04 Leverkusen  | FC Shakhtar Donetsk     | Leverkusen |

### Group B

| Pos. | Clubs          | P | W | D | L | GF | GA | Pts |
|------|----------------|---|---|---|---|----|----|-----|
| 1    | Real Madrid CF | 2 | 2 | 0 | 0 | 10 | 1  | 6   |
| 2    | Juventus       | 2 | 0 | 2 | 0 | 3  | 3  | 2   |
| 3    | FC København   | 2 | 0 | 1 | 1 | 1  | 5  | 1   |
| 3    | Galatasaray AŞ | 2 | 0 | 1 | 1 | 3  | 8  | 1   |

|            |                |              |          |
|------------|----------------|--------------|----------|
| 23/10/2013 | Real Madrid CF | Juventus     | Madrid   |
| 23/10/2013 | Galatasaray AŞ | FC København | Istanbul |

### Group C

| Pos. | Clubs                  | P | W | D | L | GF | GA | Pts |
|------|------------------------|---|---|---|---|----|----|-----|
| 1    | Paris Saint-Germain FC | 2 | 2 | 0 | 0 | 7  | 1  | 6   |
| 2    | Olympiacos FC          | 2 | 1 | 0 | 1 | 4  | 4  | 3   |
| 2    | SL Benfica             | 2 | 1 | 0 | 1 | 2  | 3  | 3   |
| 4    | RSC Anderlecht         | 2 | 0 | 0 | 2 | 0  | 5  | 0   |

|            |                |                        |          |
|------------|----------------|------------------------|----------|
| 23/10/2013 | SL Benfica     | Olympiacos FC          | Lisbon   |
| 23/10/2013 | RSC Anderlecht | Paris Saint-Germain FC | Brussels |

### Group D

| Pos. | Clubs              | P | W | D | L | GF | GA | Pts |
|------|--------------------|---|---|---|---|----|----|-----|
| 1    | FC Bayern München  | 2 | 2 | 0 | 0 | 6  | 1  | 6   |
| 2    | Manchester City FC | 2 | 1 | 0 | 1 | 4  | 3  | 3   |
| 2    | PFC CSKA Moskva    | 2 | 1 | 0 | 1 | 3  | 5  | 3   |
| 4    | FC Viktoria Plzeň  | 2 | 0 | 0 | 2 | 2  | 6  | 0   |

|            |                   |                    |        |
|------------|-------------------|--------------------|--------|
| 23/10/2013 | PFC CSKA Moskva   | Manchester City FC | Khimki |
| 23/10/2013 | FC Bayern München | FC Viktoria Plzeň  | Munich |

### Group E

| Pos. | Clubs               | P | W | D | L | GF | GA | Pts |
|------|---------------------|---|---|---|---|----|----|-----|
| 1    | FC Schalke 04       | 2 | 2 | 0 | 0 | 4  | 0  | 6   |
| 2    | Chelsea FC          | 2 | 1 | 0 | 1 | 5  | 2  | 3   |
| 2    | FC Basel 1893       | 2 | 1 | 0 | 1 | 2  | 2  | 3   |
| 4    | FC Steaua Bucureşti | 2 | 0 | 0 | 2 | 0  | 7  | 0   |

## Group E

|            |                     |               |               |
|------------|---------------------|---------------|---------------|
| 22/10/2013 | FC Schalke 04       | Chelsea FC    | Gelsenkirchen |
| 22/10/2013 | FC Steaua Bucureşti | FC Basel 1893 | Bucharest     |

## Group F

| Pos. | Clubs                  | P | W | D | L | GF | GA | Pts |
|------|------------------------|---|---|---|---|----|----|-----|
| 1    | Arsenal FC             | 2 | 2 | 0 | 0 | 4  | 1  | 6   |
| 2    | Borussia Dortmund      | 2 | 1 | 0 | 1 | 4  | 2  | 3   |
| 2    | SSC Napoli             | 2 | 1 | 0 | 1 | 2  | 3  | 3   |
| 4    | Olympique de Marseille | 2 | 0 | 0 | 2 | 1  | 5  | 0   |

|            |                        |                   |           |
|------------|------------------------|-------------------|-----------|
| 22/10/2013 | Arsenal FC             | Borussia Dortmund | London    |
| 22/10/2013 | Olympique de Marseille | SSC Napoli        | Marseille |

## Group G

| Pos. | Clubs                   | P | W | D | L | GF | GA | Pts |
|------|-------------------------|---|---|---|---|----|----|-----|
| 1    | Club Atlético de Madrid | 2 | 2 | 0 | 0 | 5  | 2  | 6   |
| 2    | FC Porto                | 2 | 1 | 0 | 1 | 2  | 2  | 3   |
| 3    | FC Zenit                | 2 | 0 | 1 | 1 | 1  | 3  | 1   |
| 3    | FK Austria Wien         | 2 | 0 | 1 | 1 | 0  | 1  | 1   |

|            |                 |                         |        |
|------------|-----------------|-------------------------|--------|
| 22/10/2013 | FC Porto        | FC Zenit                | Porto  |
| 22/10/2013 | FK Austria Wien | Club Atlético de Madrid | Vienna |

## Group H

| Pos. | Clubs        | P | W | D | L | GF | GA | Pts |
|------|--------------|---|---|---|---|----|----|-----|
| 1    | FC Barcelona | 2 | 2 | 0 | 0 | 5  | 0  | 6   |
| 2    | AC Milan     | 2 | 1 | 1 | 0 | 3  | 1  | 4   |
| 3    | AFC Ajax     | 2 | 0 | 1 | 1 | 1  | 5  | 1   |
| 4    | Celtic FC    | 2 | 0 | 0 | 2 | 0  | 3  | 0   |

|            |           |              |         |
|------------|-----------|--------------|---------|
| 22/10/2013 | Celtic FC | AFC Ajax     | Glasgow |
| 22/10/2013 | AC Milan  | FC Barcelona | Milan   |



## Competition facts

---

### UEFA Champions League: Did you know?

- Last season Chelsea FC became the first defending champions to fail to get through a group stage since the UEFA Champions League began. (This record, like the others, includes the seasons between 1999/2000 and 2002/03 that featured a second group stage). In 1992/93, FC Barcelona were the reigning European Champion Clubs' Cup holders and lost 4-3 on aggregate in the second round to PFC CSKA Moskva.
- No team has successfully defended the UEFA Champions League trophy with AC Milan (1989, 1990) the last club to win consecutive European Cups. Milan (1994, 1995), AFC Ajax (1995, 1996), Juventus (1996, 1997) and Manchester United FC (2008, 2009) have all returned to the UEFA Champions League final as holders only to lose.
- S.S. Lazio goalkeeper Marco Ballotta is the oldest player to compete in the UEFA Champions League having featured against Real Madrid CF on matchday six in 2007/08 aged 43 years and 252 days. Alessandro Costacurta is the oldest outfield player; the Milan defender was 40 years and 211 days when he played against AEK Athens FC in 2006/07.
- Ryan Giggs is the oldest player to score in the competition, aged 37 years and 289 days, in Manchester United's 1-1 draw at SL Benfica on 14 September 2011.
- Celestine Babayaro is the youngest player to have appeared; he was 16 years and 87 days when he started for RSC Anderlecht against FC Steaua Bucureşti on 23 November 1994. He was sent off in the 37th minute.
- Peter Ofori-Quaye is the youngest player to have scored in the UEFA Champions League, aged 17 years and 195 days. He found the net in Olympiacos FC's 5-1 defeat at Rosenborg BK on 1 October 1997.
- Lionel Messi became the first player to score five goals in a match in Barcelona's 7-1 win against Bayer 04 Leverkusen on 7 March 2012. Eight players, including Messi, have scored four times in a game, most recently Mario Gomez for FC Bayern München on matchday eight in 2011/12.
- Barcelona have finished as group winners on 14 occasions, one more than Manchester United.
- Barcelona hold the record for successive wins in the UEFA Champions League proper with nine, between 18 September 2002 and 18 February 2003. RSC Anderlecht's 12 straight defeats (10 December 2003 to 23 November 2005) is also a competition record.
- Five teams have recorded six successive victories in a UEFA Champions League group stage: Milan (1992/93), Paris Saint-Germain FC (1994/95), FC Spartak Moskva (1995/96), Barcelona (2002/03, first group stage) and Real Madrid (2011/12).
- Fifteen teams have gone through a UEFA Champions League group stage without picking up a single point, most recently Villarreal CF, FC Oţelul Galaţi and GNK Dinamo Zagreb in 2011/12.
- Barcelona scored 20 goals in the 2011/12 group stage, equalling Manchester United's competition record from 1998/99. Barcelona scored 19 times in the 1999/2000 first group stage, a tally matched by Real Madrid last season.
- Only RC Deportivo La Coruña (2004/05) and Maccabi Haifa FC (2009/10) have failed to score in a group stage.
- Dinamo Zagreb conceded 22 goals in the 2011/12 group stage, a new record that was equalled by FC Nordsjælland last season. The previous highest total was 19, shared by MŠK Žilina (2010/11), Debreceni VSC (2009/10), FC Dynamo Kyiv (2007/08) and Ferencvárosi TC (1995/96).
- No team has ever gone through a UEFA Champions League group stage without conceding a goal. Milan (1992/93), Ajax (1995/96), Juventus (1996/97 and 2004/05), Chelsea (2005/06), Liverpool FC (2005/06), Villarreal (2005/06) and Manchester United (2010/11) all let in just one.
- Before their 3-1 win against Sporting Clube de Portugal on matchday six of the 2006/07 campaign, Spartak Moskva went 22 games without a victory in the competition.
- The lowest total for a team qualifying from the group stage is seven points. The first to do it since three points for a win was introduced in 1995/96 were Legia Warszawa that same season before Dynamo Kyiv managed it in 1999/2000 and Liverpool in 2001/02. FC Lokomotiv Moskva and eventual finalists Juventus both progressed with seven points in 2002/03, as did Rangers FC and SV Werder Bremen in 2005/06.
- Only two teams have ever won the UEFA Champions League on home soil: Borussia Dortmund (1997, final in Munich) and Juventus (1996, final in Rome), while Manchester United lost the 2011 final in London and 12 months later Bayern were beaten in the showpiece in their own stadium, the Fußball Arena München.

## Team facts

---

### Galatasaray AŞ

**Formed:** 1905

**Nickname:** Cimbom

### UEFA club competition honours (runners-up in brackets)

- UEFA Cup (1): 2000
- UEFA Super Cup (1): 2000

### Domestic honours (most recent triumph in brackets)

League title: 19 (2013)

Turkish Cup: 14 (2005)

### Ten-year European record (UEFA Champions League unless indicated otherwise)

**2012/13:** quarter-finals

**2011/12:** did not participate in UEFA club competition

**2010/11:** UEFA Europa League play-offs

**2009/10:** UEFA Europa League round of 32

**2008/09:** UEFA Cup round of 16 (having transferred from the UEFA Champions League third qualifying round)

**2007/08:** UEFA Cup round of 32

**2006/07:** group stage

**2005/06:** UEFA Cup first round

**2004/05:** did not participate in UEFA club competition

**2003/04:** UEFA Cup third round (having transferred from the UEFA Champions League group stage)

### Records

#### UEFA club competitions

- Biggest home win

**6-0:** Galatasaray v Maccabi Netanya FC

06/08/09, UEFA Europa League third qualifying round second leg

- Biggest away win

**1-5:** FC Avenir Beggen v Galatasaray

10/08/94, UEFA Champions League qualifying round first leg

- Heaviest home defeat

**1-6:** Galatasaray v Real Madrid CF

17/09/13, UEFA Champions League group stage

**0-5:** Galatasaray v Chelsea FC

20/10/99, UEFA Champions League first group stage

- Heaviest away defeat

**6-0:** FC Bayern München v Galatasaray

27/09/72, European Champion Clubs' Cup first round second leg

#### UEFA Champions League (group stage to final only)

- Biggest home win

**3-0:** Galatasaray v Rosenborg BK

04/11/98, group stage

- Biggest away win

**1-4:** Hertha BSC Berlin v Galatasaray

26/10/99, first group stage

- Heaviest home defeat

**1-6:** Galatasaray v Real Madrid CF (see above for details)

**0-5:** Galatasaray v Chelsea FC (see above for details)

- Heaviest away defeat

**4-0:** Manchester United FC v Galatasaray

07/12/94, group stage

### FC København

**Formed:** 1992

**Nickname:** Løverne (The Lions)

### UEFA club competition honours (runners-up in brackets)

- None

### Domestic honours (most recent triumph in brackets)

League title: 10 (2013)

Danish Cup: 5 (2012)

### Ten-year European record (UEFA Champions League unless indicated otherwise)

**2012/13:** UEFA Europa League group stage (having transferred from UEFA Champions League play-offs)

**2011/12:** UEFA Europa League group stage (having transferred from UEFA Champions League play-offs)

**2010/11:** round of 16

**2009/10:** UEFA Europa League round of 32 (having transferred from UEFA Champions League play-offs)

**2008/09:** UEFA Cup round of 32

**2007/08:** UEFA Cup group stage (having transferred from UEFA Champions League third qualifying round)

**2006/07:** group stage

**2005/06:** UEFA Cup first round

**2004/05:** second qualifying round

**2003/04:** UEFA Cup second round (having transferred from UEFA Champions League third qualifying round)

### Records

#### UEFA club competition

- Biggest home win

**7-0:** København v Cliftonville FC

31/07/08, UEFA Cup first qualifying round second leg

- Biggest away win

**0-6** twice, most recently v FK Mogren

22/07/09, UEFA Champions League second qualifying round second leg

- Heaviest home defeat

**0-6:** København v AC Milan

20/10/93, UEFA Champions League second round first leg

- Heaviest away defeat

**5-0** on three occasions, most recently v SK Hradec Králové

14/09/95, UEFA Cup Winners' Cup first round first leg

#### UEFA Champions League (group stage to final only)

- Biggest home win

**3-1** twice, most recently v Panathinaikos FC

07/12/10, group stage

- Biggest away win

**0-2:** Panathinaikos FC v København

29/09/10, group stage

- Heaviest home defeat

**0-2:** København v Chelsea FC

22/02/11, round of 16 first leg

- Heaviest away defeat

**4-0:** Real Madrid CF v København

02/10/13, group stage

## Legend

---

### ALL-TIME STATISTICS

The all-time record of the competing clubs in UEFA club competition.

**UEFA club competition:** These are the official statistics considered valid for communicating official records in UEFA club competition defined as European Champion Clubs' Cup, UEFA Champions League, UEFA Europa League, UEFA Cup Winner's Cup UEFA Super Cup, UEFA Intertoto Cup and European/South American Cup. Matches in the Inter-Cities Fairs Cup and the 1972 Super Cup are not included as they were not held under UEFA auspices, while the FIFA Club World Cup is excluded.

### Match officials

**UCL:** Total matches officiated in the UEFA Champions League from 1992/93 season, group stage to final only. Matches where the official has acted as the fourth official are not included in these statistics. These are the official statistics considered valid for communicating official records.

**UEFA:** Total matches officiated in UEFA club competition including all qualifying round matches. Matches where the official has acted as the fourth official are not included in these statistics. These are the official statistics considered valid for communicating official records.

## Competitions

---

### Club competitions

**UCL:** UEFA Champions League  
**ECCC:** European Champion Clubs' Cup  
**UEL:** UEFA Europa League  
**UCUP:** UEFA Cup  
**UCWC:** UEFA Cup Winners' Cup  
**SCUP:** UEFA Super Cup  
**UIC:** UEFA Intertoto Cup  
**ICF:** Inter-Cities Fairs Cup

### National team competitions

**EURO:** UEFA European Football Championship  
**WC:** FIFA World Cup  
**CONFCUP:** FIFA Confederations Cup  
**FRIE:** Friendly internationals  
**U21FRIE:** Under-21 friendly internationals  
**U21:** UEFA European Under-21 Championship  
**U17:** UEFA Under-17 Championship  
**U16:** UEFA European Under-16 Championship  
**U19:** UEFA Under-19 Championship  
**U18:** UEFA European Under-18 Championship  
**WWC:** FIFA Women's World Cup  
**WEURO:** UEFA European Women's Championship

### Competition stages

---

|   |  |
|---|--|
| <b>F:</b> Final                               | <b>GS:</b> Group stage                       |
| <b>GS1:</b> First group stage                 | <b>GS2:</b> Second group stage               |
| <b>3QR:</b> Third qualifying round            | <b>R1:</b> First round                       |
| <b>R2:</b> Second round                       | <b>R3:</b> Third round                       |
| <b>R4:</b> Fourth round                       | <b>PR:</b> Preliminary round                 |
| <b>SF:</b> Semi-finals                        | <b>QF:</b> Quarter-finals                    |
| <b>R16:</b> round of 16                       | <b>QR:</b> Qualifying round                  |
| <b>R32:</b> Round of 32                       | <b>1QR:</b> First qualifying round           |
| <b>1st:</b> first leg                         | <b>2QR:</b> Second qualifying round          |
| <b>2nd:</b> second leg                        | <b>FT:</b> Final tournament                  |
| <b>PO:</b> Play-off                           | <b>ELITE:</b> Elite round                    |
| <b>Rep:</b> Replay                            | <b>3rdPO:</b> Third-place play-off           |
| <b>PO - FT:</b> Play-off for Final Tournament | <b>GS-FT:</b> Group stage – final tournament |

### Other abbreviations

---

|   |   |
|---|---|
| <b>(aet):</b> After extra time          | <b>pens:</b> Penalties                    |
| <b>No.:</b> Number                      | <b>og:</b> Own goal                       |
| <b>ag:</b> Match decided on away goals  | <b>P:</b> Penalty                         |
| <b>Pld:</b> Matches played              | <b>agg:</b> Aggregate                     |
| <b>Pos.:</b> Position                   | <b>AP:</b> Appearances                    |
| <b>Pts:</b> Points                      | <b>Comp.:</b> Competition                 |
| <b>R:</b> Sent off (straight red card)  | <b>D:</b> Drawn                           |
| <b>Res.:</b> Result                     | <b>DoB:</b> Date of birth                 |
| <b>sg:</b> Match decided by silver goal | <b>ET:</b> Extra Time                     |
| <b>GF:</b> Goals for                    | <b>GA:</b> Goals against                  |
| <b>gg:</b> Match decided by golden goal | <b>t:</b> Match decided by toss of a coin |
| <b>Y/R:</b> Sent off (two yellow cards) | <b>W:</b> Won                             |
|   | <b>Y:</b> Booked                          |
|   | <b>L:</b> Lost                            |
|   | <b>Nat.:</b> Nationality                  |
|   | <b>N/A:</b> Not applicable                |

## Statistics

---

-: Denotes player substituted  
\*: Denotes player sent off

+: Denotes player introduced  
+/-: Denotes player introduced and substituted

## Squad list

---

**D:** Disciplinary

\*: Misses next match if booked

**S:** Suspended

**UCLQ:** Current season total UEFA Champions League appearances in the qualifying rounds and play-offs only

**UCL:** Current season total UEFA Champions League appearances from group stage onwards prior to current matchday

**UCL:** Total appearances in the UEFA Champions League from 1992/93 season, group stage to final only

**UEFA:** All-time total appearances in UEFA club competition including qualifying

**Disclaimer:** Although UEFA has taken all reasonable care that the information contained within this document is accurate at the time of publication, no representation or guarantee (including liability towards third parties), expressed or implied, is made as to its accuracy, reliability or completeness. Therefore, UEFA assumes no liability for the use or interpretation of information contained herein. More information can be found in the competition regulations available on UEFA.com.

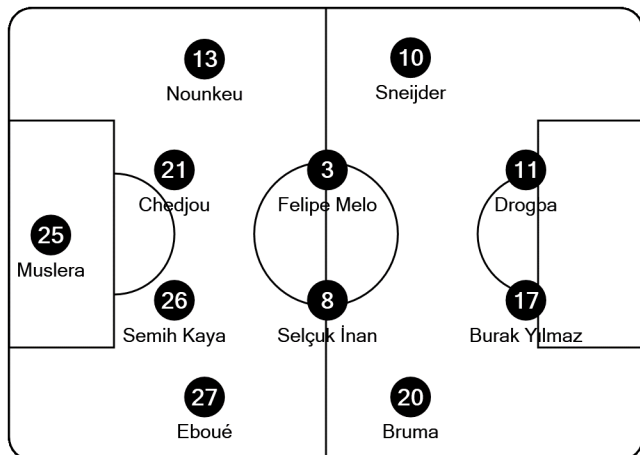
## Tactical lineups

Matchday 3 - Wednesday 23 October 2013

Group B - Ali Sami Yen Spor Kompleksi - Istanbul

### Galatasaray AŞ

- 25 Fernando Muslera (GK)
- 3 Felipe Melo
- (C) 8 Selçuk İnan
- 10 Wesley Sneijder
- 11 Didier Drogba
- 13 Dany Nounkeu
- 17 Burak Yılmaz
- 20 Bruma
- 21 Aurélien Chedjou
- 26 Semih Kaya
- 27 Emmanuel Eboué



- 86 Ufuk Ceylan (GK)
- 6 Ceyhun Gülselam
- 19 Umut Bulut
- 52 Emre Çolak
- 53 Nordin Amrabat
- 55 Sabri Sarıoğlu
- 77 Albert Riera

Coach:

Roberto Mancini

Referee:

Aleksandar Stavrev (MKD)

Fourth official:

Nikola Karakolev (MKD)

UEFA delegate:

Christian Mutschler (SUI)

Weather Conditions: Clear Night / Temperature: 17°C / Humidity: 70%

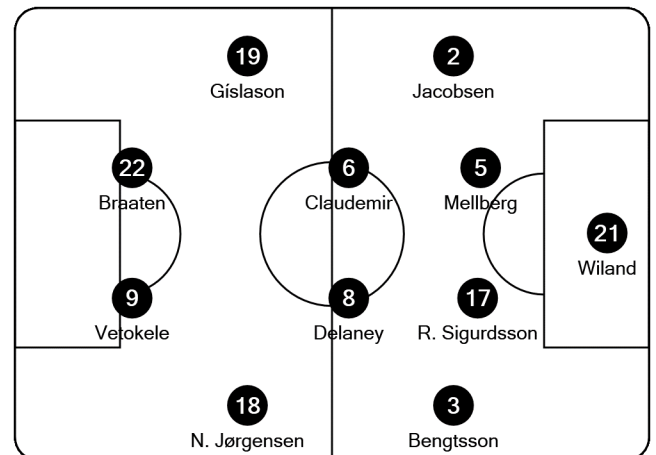
(C) Captain

(GK) Goalkeeper

(\*) Misses next match if booked

### FC København

- 21 Johan Wiland (GK)
- (C) 2 Lars Jacobsen
- 3 Pierre Bengtsson
- 5 Olof Mellberg
- 6 Claudemir
- 8 Thomas Delaney
- 9 Igor Vetokele
- 17 Ragnar Sigurdsson
- 18 Nicolai Jørgensen
- 19 Rúrik Gíslason
- 22 Daniel Braaten



- 31 Jakob Jensen (GK)
- 4 Kris Stadsgaard
- 12 Fanendo Adi
- 16 Thomas Kristensen
- 24 Youssef Toutouh
- 25 Christoffer Remmer
- 30 Christián Bolaños

Coach:

Ståle Solbakken

Assistant referees:

Marjan Kirovski (MKD)

Dejan Kostadinov (MKD)

Additional assistant referees:

Dimitar Meckarovski (MKD)

Goran Spirkoski (MKD)

22:59:17CET  
23 Oct 2013

## Half-time report

Matchday 3 - Wednesday 23 October 2013

Group B - Ali Sami Yen Spor Kompleksi - Istanbul

**Galatasaray AŞ**

**FC København**

3



20.45 CET

0

- 25\* Fernando Muslera (GK)  
 3\* Felipe Melo  
 © 8 Selçuk İnan  
 10 Wesley Sneijder  
 11 Didier Drogba  
 13 Dany Nounkeu  
 17 Burak Yılmaz  
 20 Bruma  
 21 Aurélien Chedjou  
 26 Semih Kaya  
 27 Emmanuel Eboué  
 86 Ufuk Ceylan (GK)  
 6 Ceyhan Gülselam  
 19 Umut Bulut  
 52 Emre Çolak  
 53\* Nordin Amrabat  
 55 Sabri Sarıoğlu  
 77\* Albert Riera

Coach:

Roberto Mancini

|                    |        |
|--------------------|--------|
| Attempts total     | 7      |
| Attempts on target | 7      |
| Saves              | 0      |
| Corners            | 2      |
| Offsides           | 1      |
| Fouls Committed    | 6      |
| Fouls Suffered     | 7      |
| Free kicks to goal | 1      |
| Possession         | 58%    |
| Ball in play       | 16'02" |
| Total ball in play | 27'30" |

Referee:

Aleksandar Stavrev (MKD)

Assistant referees:

Marjan Kirovski (MKD)

Dejan Kostadinov (MKD)

Additional assistant referees:

Dimitar Meckarovski (MKD)

Goran Spirkoski (MKD)

3 Felipe Melo 10'

33' 8 Thomas Delaney

10 Wesley Sneijder 38'

45'

11 Didier Drogba 4'04"

- 21 Johan Wiland (GK)  
 © 2 Lars Jacobsen  
 3\* Pierre Bengtsson  
 5\* Olof Mellberg  
 6 Claudemir  
 8\* Thomas Delaney  
 9 Igor Vetokele  
 17 Ragnar Sigurdsson  
 18 Nicolai Jørgensen  
 19 Rúrik Gíslason  
 22\* Daniel Braaten

31 Jakob Jensen (GK)

4 Kris Stadsgaard

12 Fanendo Adi

16 Thomas Kristensen

24 Youssef Toutouh

25 Christoffer Remmer

30 Christián Bolaños

Coach:

Ståle Solbakken

|                    |        |
|--------------------|--------|
| Attempts total     | 4      |
| Attempts on target | 1      |
| Saves              | 4      |
| Corners            | 4      |
| Offsides           | 0      |
| Fouls Committed    | 8      |
| Fouls Suffered     | 6      |
| Free kicks to goal | 0      |
| Possession         | 42%    |
| Ball in play       | 11'28" |
| Total ball in play | 27'30" |

Fourth official:

Nikola Karakolev (MKD)

UEFA delegate:

Christian Mutschler (SUI)

## Full-time report

Matchday 3 - Wednesday 23 October 2013

Group B - Ali Sami Yen Spor Kompleksi - Istanbul

**Galatasaray AŞ**

**FC København**

**3**



20.45CET



**1**

(3)

half time

(0)

half time

- 25 Fernando Muslera (GK)  
 3 Felipe Melo  
 8 Selçuk İnan  
 10 Wesley Sneijder  
 11 Didier Drogba  
 13 Dany Nounkeu  
 17 Burak Yılmaz  
 20 Bruma  
 21 Aurélien Chedjou  
 26 Semih Kaya  
 27 Emmanuel Eboué  
 86 Ufuk Ceylan (GK)  
 6 Ceyhun Gülselam  
 19 Umut Bulut  
 52 Emre Çolak  
 53 Nordin Amrabat  
 55 Sabri Sanoğlu  
 77 Albert Riera

Coach:  
Roberto Mancini

- 21 Johan Wiland (GK)  
 2 Lars Jacobsen  
 3 Pierre Bengtsson  
 5 Olof Mellberg  
 6 Claudemir  
 8 Thomas Delaney  
 9 Igor Vetokele  
 17 Ragnar Sigurdsson  
 18 Nicolai Jørgensen  
 19 Rúrik Gíslason  
 22 Daniel Braaten  
 31 Jakob Jensen (GK)  
 4 Kris Stadsgaard  
 12 Fanendo Adi  
 16 Thomas Kristensen  
 24 Youssef Toutouh  
 25 Christoffer Remmer  
 30 Christián Bolaños

Coach:  
Ståle Solbakken

|                    | Half   | Full   |
|--------------------|--------|--------|
| Attempts total     | 7      | 9      |
| Attempts on target | 7      | 7      |
| Saves              | 0      | 1      |
| Corners            | 2      | 2      |
| Offsides           | 1      | 2      |
| Fouls Committed    | 6      | 12     |
| Fouls Suffered     | 7      | 16     |
| Free kicks to goal | 1      | 1      |
| Possession         | 58%    | 54%    |
| Ball in play       | 16'00" | 33'13" |
| Total ball in play | 27'29" | 61'01" |

*Referee:*

Aleksandar Stavrev (MKD)

*Assistant referees:*

Marjan Kirovski (MKD)

Dejan Kostadinov (MKD)

*Additional assistant referees:*

Dimitar Meckarovski (MKD)

Goran Spirkoski (MKD)

|                    | Half   | Full   |
|--------------------|--------|--------|
| Attempts total     | 4      | 8      |
| Attempts on target | 1      | 4      |
| Saves              | 4      | 4      |
| Corners            | 4      | 4      |
| Offsides           | 0      | 2      |
| Fouls Committed    | 8      | 17     |
| Fouls Suffered     | 6      | 12     |
| Free kicks to goal | 0      | 0      |
| Possession         | 42%    | 46%    |
| Ball in play       | 11'29" | 27'48" |
| Total ball in play | 27'29" | 61'01" |

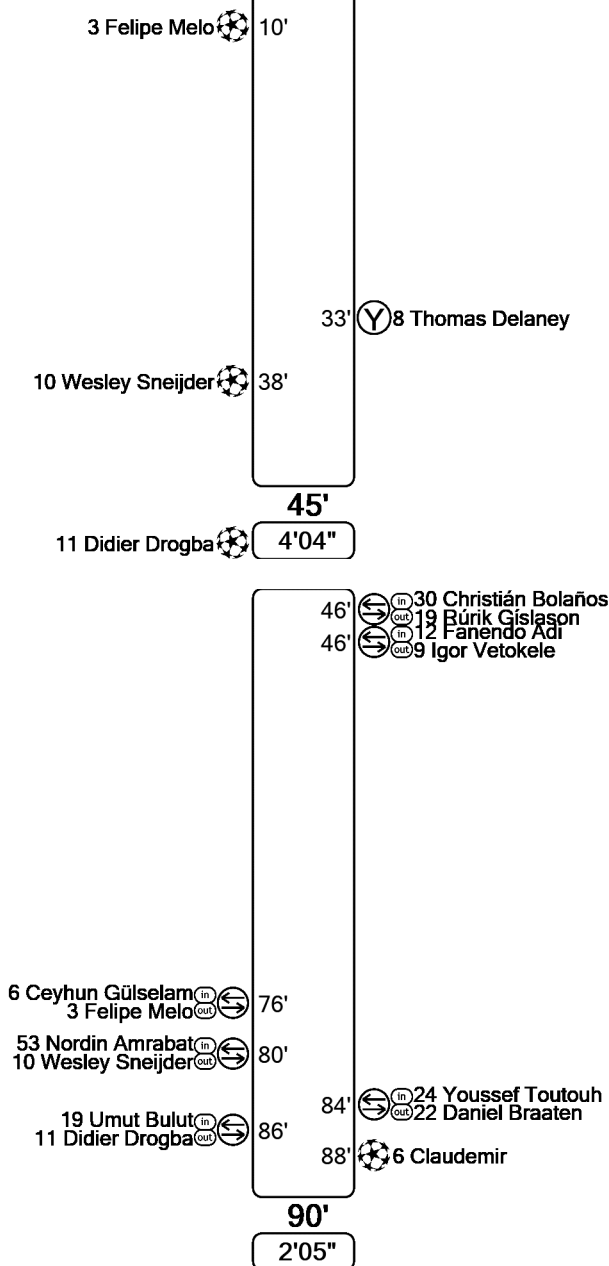
*Fourth official:*

Nikola Karakolev (MKD)

*UEFA delegate:*

Christian Mutschler (SUI)

Attendance: 42.798





## Player Summary Statistics

Matchday 3 - Wednesday 23 October 2013

Group B - Ali Sami Yen Spor Kompleksi - Istanbul

**Galatasaray AŞ**

**3 - 1**

**FC København**



|                     | M      | G | T | P | B | W | FC | FS | O | Y | R |
|---------------------|--------|---|---|---|---|---|----|----|---|---|---|
| Fernando Muslera 25 | 96'09" |   |   |   |   |   |    | 1  |   |   |   |
| Felipe Melo 3       | 79'40" | 1 | 1 |   |   |   |    | 1  |   |   |   |
| Selçuk İnan 8       | 96'09" |   |   |   |   |   | 4  | 1  |   |   |   |
| Wesley Sneijder 10  | 83'26" | 1 | 2 |   |   |   | 1  | 3  | 1 |   |   |
| Didier Drogba 11    | 89'23" | 1 | 4 |   |   |   | 2  | 2  |   |   |   |
| Dany Nounkeu 13     | 96'09" |   |   |   |   |   | 1  | 1  |   |   |   |
| Burak Yılmaz 17     | 96'09" |   |   |   |   | 2 | 3  | 1  | 1 |   |   |
| Bruma 20            | 96'09" |   |   |   |   |   | 1  |    |   |   |   |
| Aurélien Chedjou 21 | 96'09" |   |   |   |   |   |    | 2  |   |   |   |
| Semih Kaya 26       | 96'09" |   |   |   |   |   |    | 1  |   |   |   |
| Emmanuel Eboué 27   | 96'09" |   |   |   |   |   |    | 2  |   |   |   |
| Ufuk Ceylan 86      |        |   |   |   |   |   |    |    |   |   |   |
| Ceyhan Gülselam 6   | 16'29" |   |   |   |   |   |    | 1  |   |   |   |
| Umut Bulut 19       | 6'46"  |   |   |   |   |   |    |    |   |   |   |
| Emre Çolak 52       |        |   |   |   |   |   |    |    |   |   |   |
| Nordin Amrabat 53   | 12'43" |   |   |   |   |   |    |    |   |   |   |
| Sabri Saroğlu 55    |        |   |   |   |   |   |    |    |   |   |   |
| Albert Riera 77     |        |   |   |   |   |   |    |    |   |   |   |



| M      | G | T | P | B | W | FC | FS | O | Y | R |
|--------|---|---|---|---|---|----|----|---|---|---|
| 96'09" |   |   |   |   |   |    |    |   |   |   |
| 96'09" |   |   |   |   |   | 2  | 1  |   |   |   |
| 96'09" |   |   |   |   |   |    | 1  |   |   |   |
| 96'09" |   |   |   |   |   | 1  | 1  |   |   |   |
| 96'09" | 1 | 1 |   |   |   | 1  | 3  |   |   |   |
| 96'09" |   |   |   |   |   | 3  | 3  |   | 1 |   |
| 49'04" |   |   |   |   | 2 |    |    |   |   |   |
| 96'09" |   |   |   |   |   |    |    |   |   |   |
| 96'09" |   |   |   |   | 2 | 3  |    | 2 |   |   |
| 49'04" |   | 1 |   |   |   | 3  | 2  |   |   |   |
| 87'58" |   | 1 |   |   |   | 1  |    |   |   |   |
|        |   |   |   |   |   |    |    |   |   |   |
| 47'05" |   | 1 |   |   |   | 1  |    |   |   |   |
|        |   |   |   |   |   |    |    |   |   |   |
| 8'11"  |   |   |   |   |   | 1  |    |   |   |   |
|        |   |   |   |   |   |    |    |   |   |   |
| 47'05" |   |   |   |   |   | 1  | 1  |   |   |   |

|    |                    |
|----|--------------------|
| 21 | Johan Wiland       |
| 2  | Lars Jacobsen      |
| 3  | Pierre Bengtsson   |
| 5  | Olof Mellberg      |
| 6  | Claudemir          |
| 8  | Thomas Delaney     |
| 9  | Igor Vetokele      |
| 17 | Ragnar Sigurdsson  |
| 18 | Nicolai Jørgensen  |
| 19 | Rúrik Gíslason     |
| 22 | Daniel Braaten     |
| 31 | Jakob Jensen       |
| 4  | Kris Stadsgaard    |
| 12 | Fanendo Adi        |
| 16 | Thomas Kristensen  |
| 24 | Youssef Toutouh    |
| 25 | Christoffer Remmer |
| 30 | Christian Bolaños  |

**M** Minutes played  
**B** Attempts hitting bar  
**O** Offsides

**G** Goals scored  
**W** Other attempts off target  
**Y** Yellow cards

**T** Attempts on target  
**FC** Fouls committed  
**R** Red cards

**P** Attempts hitting post  
**FS** Fouls suffered

23:51:01CET  
23 Oct 2013

## Team statistics: Full time

Matchday 3 - Wednesday 23 October 2013


Group B - Ali Sami Yen Spor Kompleksi - Istanbul

**Galatasaray AS**

**3 – 1**

**FC København**

10'  Felipe Melo  
38'  Wesley Sneijder  
45'+1'  Didier Drogba

88'  Claudemir

|                                | First half  |           | Second half |           | Total       |           | Season average |           |        | Season high |           |        |
|--------------------------------|-------------|-----------|-------------|-----------|-------------|-----------|----------------|-----------|--------|-------------|-----------|--------|
|                                | Galatasaray | København | Galatasaray | København | Galatasaray | København | Galatasaray    | København | All    | Galatasaray | København | All    |
| <b>Scoring situations</b>      |             |           |             |           |             |           |                |           |        |             |           |        |
| Goals scored                   | 3           | 0         | 0           | 1         | 3           | 1         | 2              | 0.67      | 1.5    | 3           | 1         | 6      |
| open play                      | 3           | 0         | 0           | 1         | 3           | 1         | 2              | 0.67      | 1.28   | 3           | 1         | 6      |
| penalty                        | 0           | 0         | 0           | 0         | 0           | 0         | 0              | 0         | 0.09   | 0           | 0         | 1      |
| direct from free-kick          | 0           | 0         | 0           | 0         | 0           | 0         | 0              | 0         | 0.09   | 0           | 0         | 2      |
| Total attempts                 | 8           | 4         | 2           | 4         | 10          | 8         | 9.33           | 8.33      | 12.45  | 11          | 9         | 35     |
| on target                      | 8           | 1         | 0           | 3         | 8           | 4         | 6.33           | 4.33      | 7.26   | 8           | 6         | 22     |
| off target                     | 0           | 3         | 2           | 1         | 2           | 4         | 3              | 4         | 5.19   | 5           | 6         | 14     |
| Assists                        | 3           | 0         | 0           | 1         | 3           | 1         | 1.67           | 0.33      | 1.23   | 3           | 1         | 6      |
| Corners                        | 2           | 4         | 0           | 0         | 2           | 4         | 2              | 3.67      | 4.91   | 4           | 4         | 16     |
| Offsides                       | 1           | 0         | 1           | 2         | 2           | 2         | 2.33           | 2.67      | 2.35   | 5           | 3         | 8      |
| Saves                          | 0           | 4         | 1           | 0         | 1           | 4         | 1.67           | 5.67      | 3.23   | 4           | 9         | 13     |
| <b>Time &amp; distance</b>     |             |           |             |           |             |           |                |           |        |             |           |        |
| Total time played (minutes)    | 49'04"      |           | 47'05"      |           | 96'09"      |           |                |           |        |             |           |        |
| Ball possession                | 61%         | 39%       | 52%         | 48%       | 55%         | 45%       |                |           |        |             |           |        |
| Distance covered (metres)      | 55505       | 54985     | 56753       | 59264     | 112258      | 114249    | 110868         | 118274    | 113321 | 115487      | 125884    | 126344 |
| <b>Discipline</b>              |             |           |             |           |             |           |                |           |        |             |           |        |
| Yellow cards                   | 0           | 1         | 0           | 0         | 0           | 1         | 1.67           | 1.67      | 1.84   | 3           | 2         | 5      |
| Red cards                      | 0           | 0         | 0           | 0         | 0           | 0         | 0              | 0         | 0.08   | 0           | 0         | 1      |
| Fouls committed                | 6           | 8         | 6           | 9         | 12          | 17        | 12             | 16        | 13.47  | 16          | 17        | 25     |
| <b>Passing &amp; solo runs</b> |             |           |             |           |             |           |                |           |        |             |           |        |
| Passes attempted               | 303         | 235       | 313         | 345       | 616         | 580       | 539.67         | 527.67    | 562.45 | 616         | 580       | 930    |
| Long                           | 46          | 24        | 46          | 36        | 92          | 60        | 88.67          | 77.33     | 80.48  | 100         | 89        | 123    |
| Medium                         | 191         | 149       | 172         | 194       | 363         | 343       | 321            | 311.33    | 346.94 | 363         | 343       | 658    |
| Short                          | 66          | 62        | 95          | 115       | 161         | 177       | 130            | 139       | 135.03 | 161         | 177       | 253    |
| Passes completed               | 236         | 174       | 237         | 273       | 473         | 447       | 395.33         | 395.67    | 427.35 | 473         | 447       | 828    |
| Long                           | 31          | 7         | 29          | 22        | 60          | 29        | 51.67          | 40.67     | 49.37  | 60          | 53        | 90     |
| Medium                         | 158         | 119       | 143         | 160       | 301         | 279       | 249.33         | 247.33    | 279.42 | 301         | 279       | 608    |
| Short                          | 47          | 48        | 65          | 91        | 112         | 139       | 94.33          | 107.67    | 98.56  | 112         | 139       | 221    |
| Passes completion rate         | 78%         | 74%       | 76%         | 79%       | 77%         | 77%       | 73%            | 75%       | 76%    | 77%         | 77%       | 89%    |
| Long                           | 67%         | 29%       | 63%         | 61%       | 65%         | 48%       | 58%            | 53%       | 61%    | 60%         | 60%       | 73%    |
| Medium                         | 83%         | 80%       | 83%         | 82%       | 83%         | 81%       | 78%            | 79%       | 80%    | 83%         | 81%       | 92%    |
| Short                          | 71%         | 77%       | 68%         | 79%       | 70%         | 78%       | 73%            | 78%       | 73%    | 70%         | 78%       | 87%    |
| Delivery/solo runs             | 36          | 9         | 29          | 31        | 65          | 40        | 60             | 49        | 71.79  | 67          | 58        | 191    |
| into the attacking third       | 21          | 6         | 22          | 24        | 43          | 30        | 41             | 37.33     | 48.71  | 43          | 47        | 104    |
| into the key area              | 17          | 4         | 14          | 10        | 31          | 14        | 28             | 20        | 30.61  | 31          | 26        | 90     |
| into the penalty area          | 7           | 2         | 5           | 4         | 12          | 6         | 11             | 5.67      | 13.53  | 15          | 6         | 50     |

## Passing distribution

Matchday 3 - Wednesday 23 October 2013

Group B - Ali Sami Yen Spor Kompleksi - Istanbul

**Galatasaray AŞ**

**3 - 1**

**FC København**



| From                   | TP | To     |    |    |    |    |    |    |    |    |    |    |    |    | Long |    | Medium |    | Short |     | Total |     |     |     |      |
|------------------------|----|--------|----|----|----|----|----|----|----|----|----|----|----|----|------|----|--------|----|-------|-----|-------|-----|-----|-----|------|
|                        |    | 25     | 3  | 8  | 10 | 11 | 13 | 17 | 20 | 21 | 26 | 27 | 6  | 19 | 53   | PC | PA     | PC | PA    | PC  | PA    | PC  | PA  | %   |      |
| Fernando Muslera       | 25 | 96'09" |    | 5  | 1  | 1  | 3  | 4  | 1  | 2  | 8  | 5  | 3  | -  | -    | 1  | 11     | 20 | 21    | 21  | 2     | 2   | 34  | 43  | 79%  |
| Felipe Melo            | 3  | 79'40" | 1  |    | 7  | 8  | 4  | 6  | 1  | 3  | 4  | 6  | 5  | -  | -    | -  | 7      | 8  | 31    | 35  | 7     | 11  | 45  | 54  | 83%  |
| Selçuk İnan            | 8  | 96'09" | 1  | 4  |    | 7  | 4  | 10 | 5  | 3  | 7  | 10 | 7  | -  | -    | -  | 10     | 15 | 36    | 41  | 12    | 17  | 58  | 73  | 79%  |
| Wesley Sneijder        | 10 | 83'26" | -  | 5  | 10 |    | 3  | 4  | 8  | 4  | -  | 2  | 1  | -  | -    | -  | 5      | 8  | 24    | 31  | 8     | 13  | 37  | 52  | 71%  |
| Didier Drogba          | 11 | 89'23" | 1  | 2  | 4  | -  |    | 2  | 3  | 2  | -  | -  | 3  | 1  | -    | -  | 2      | 4  | 7     | 12  | 9     | 16  | 18  | 32  | 56%  |
| Dany Nounkeu           | 13 | 96'09" | 6  | 3  | 9  | 17 | 5  |    | 5  | 1  | -  | 12 | -  | -  | -    | -  | 5      | 9  | 33    | 41  | 20    | 27  | 58  | 77  | 75%  |
| Burak Yılmaz           | 17 | 96'09" | 1  | 3  | 2  | 7  | -  | 3  |    | 1  | 1  | 2  | 2  | -  | -    | 1  | 2      | 3  | 13    | 20  | 8     | 12  | 23  | 35  | 66%  |
| Bruma                  | 20 | 96'09" | -  | 2  | 5  | 4  | 8  | -  | 1  |    | 1  | 1  | 12 | -  | -    | 1  | 3      | 28 | 35    | 6   | 12    | 35  | 50  | 70% |      |
| Aurélien Chedjou       | 21 | 96'09" | 11 | 6  | 12 | 1  | 1  | 4  | 1  | 3  |    | 6  | 8  | 2  | -    | 1  | 6      | 8  | 38    | 43  | 12    | 17  | 56  | 68  | 82%  |
| Semih Kaya             | 26 | 96'09" | 7  | 4  | 5  | 2  | -  | 16 | 2  | 1  | 13 |    | -  | -  | -    | -  | 6      | 6  | 33    | 38  | 11    | 11  | 50  | 55  | 91%  |
| Emmanuel Eboué         | 27 | 96'09" | 1  | 5  | 7  | 2  | 4  | 1  | 2  | 15 | 6  | 1  |    | 1  | -    | 1  | 4      | 7  | 30    | 37  | 12    | 16  | 46  | 60  | 77%  |
| Ceyhun Gülselam        | 6  | 16'29" | -  | -  | 2  | -  | 1  | 2  | -  | -  | -  | -  | 2  |    | -    | 1  | 1      | 1  | 6     | 7   | 1     | 1   | 8   | 9   | 89%  |
| Umut Bulut             | 19 | 6'46"  | -  | -  | -  | -  | -  | -  | 1  | -  | -  | -  | -  | -  | -    | -  | 0      | 0  | 0     | 0   | 1     | 1   | 1   | 1   | 100% |
| Nordin Amrabat         | 53 | 12'43" | -  | -  | -  | -  | 1  | -  | -  | 1  | -  | -  | -  | 2  | -    | -  | 0      | 0  | 1     | 2   | 3     | 5   | 4   | 7   | 57%  |
| Total passes received: |    |        | 29 | 39 | 64 | 49 | 34 | 52 | 30 | 36 | 40 | 45 | 43 | 6  | 0    | 6  | 60     | 92 | 301   | 363 | 112   | 161 | 473 | 616 | 77%  |



| From                   | TP | To     |   |    |    |    |    |    |    |    |    |    |    |    | Long |    | Medium |    | Short |     | Total |     |     |     |     |
|------------------------|----|--------|---|----|----|----|----|----|----|----|----|----|----|----|------|----|--------|----|-------|-----|-------|-----|-----|-----|-----|
|                        |    | 21     | 2 | 3  | 5  | 6  | 8  | 9  | 17 | 18 | 19 | 22 | 12 | 24 | 30   | PC | PA     | PC | PA    | PC  | PA    | PC  | PA  | %   |     |
| Johan Wiland           | 21 | 96'09" |   | -  | 5  | 4  | 3  | 1  | -  | 6  | -  | 1  | 2  | 1  | -    | -  | 4      | 12 | 15    | 15  | 4     | 4   | 23  | 31  | 74% |
| Lars Jacobsen          | 2  | 96'09" | 1 |    | -  | 12 | 8  | 1  | 1  | 2  | 4  | 4  | 1  | 1  | -    | -  | 1      | 2  | 26    | 32  | 8     | 14  | 35  | 48  | 73% |
| Pierre Bengtsson       | 3  | 96'09" | 1 | -  |    | -  | 8  | 12 | 4  | 12 | 7  | -  | 7  | 3  | 1    | -  | 4      | 7  | 33    | 44  | 18    | 22  | 55  | 73  | 75% |
| Olof Mellberg          | 5  | 96'09" | 4 | 10 | 2  |    | 11 | 11 | -  | 14 | -  | 4  | -  | -  | -    | 2  | 1      | 3  | 47    | 51  | 10    | 12  | 58  | 66  | 88% |
| Claudimir              | 6  | 96'09" | 1 | 7  | 4  | 17 |    | 18 | -  | 2  | 7  | 1  | 2  | -  | 1    | 15 | 2      | 5  | 49    | 54  | 24    | 28  | 75  | 87  | 86% |
| Thomas Delaney         | 8  | 96'09" | 2 | -  | 19 | 4  | 18 |    | 1  | 10 | 5  | -  | 2  | 2  | -    | 3  | 7      | 10 | 38    | 44  | 21    | 25  | 66  | 79  | 84% |
| Igor Vetokele          | 9  | 49'04" | - | 1  | -  | -  | 1  | -  |    | -  | -  | -  | 2  | -  | -    | -  | 0      | 1  | 2     | 4   | 2     | 2   | 4   | 7   | 57% |
| Ragnar Sigurdsson      | 17 | 96'09" | - | 2  | 10 | 7  | 11 | 11 | -  |    | 5  | 1  | 3  | -  | -    | 1  | 4      | 6  | 36    | 41  | 11    | 13  | 51  | 60  | 85% |
| Nicolai Jørgensen      | 18 | 96'09" | - | 3  | 4  | 1  | 3  | 4  | -  | -  |    | 1  | 1  | 2  | 1    | 5  | 2      | 5  | 11    | 18  | 12    | 16  | 25  | 39  | 64% |
| Rúrik Gíslason         | 19 | 49'04" | - | 3  | -  | 4  | -  | -  | -  | -  |    | -  | -  | -  | -    | -  | 0      | 3  | 7     | 11  | 0     | 2   | 7   | 16  | 44% |
| Daniel Braaten         | 22 | 87'58" | - | 1  | 7  | -  | 2  | 6  | 2  | 1  | 3  | -  |    | -  | -    | -  | 1      | 1  | 9     | 13  | 12    | 15  | 22  | 29  | 76% |
| Fanendo Adi            | 12 | 47'05" | - | -  | -  | -  | 2  | -  | -  | 1  | 2  | -  | -  |    | -    | 1  | 0      | 0  | 2     | 5   | 4     | 4   | 6   | 9   | 67% |
| Youssef Toutouh        | 24 | 8'11"  | - | -  | -  | -  | 1  | 1  | -  | -  | -  | -  | -  | 1  |      | -  | 1      | 2  | 1     | 1   | 1     | 2   | 3   | 5   | 60% |
| Christián Bolaños      | 30 | 47'05" | - | 1  | -  | 1  | 9  | 2  | -  | -  | 3  | -  | -  | -  | 1    |    | 2      | 3  | 3     | 10  | 12    | 18  | 17  | 31  | 55% |
| Total passes received: |    |        | 9 | 28 | 51 | 50 | 77 | 67 | 8  | 48 | 36 | 12 | 20 | 10 | 4    | 27 | 29     | 60 | 279   | 343 | 139   | 177 | 447 | 580 | 77% |

# Tactical lineups: Full time

Matchday 3 - Wednesday 23 October 2013

Group B - Ali Sami Yen Spor Kompleksi - Istanbul

**Galatasaray AŞ**

**3 - 1**

**FC København**

76' (In) 6 Ceyhun Gülselam / (Out) 3 Felipe Melo  
 80' (In) 53 Amrabat / (Out) 10 Sneijder  
 86' (In) 19 Umut Bulut / (Out) 11 Drogba

46' (In) 30 Bolaños / (Out) 19 Gíslason  
 46' (In) 12 Adi / (Out) 9 Vetokele  
 84' (In) 24 Toutouh / (Out) 22 Braaten

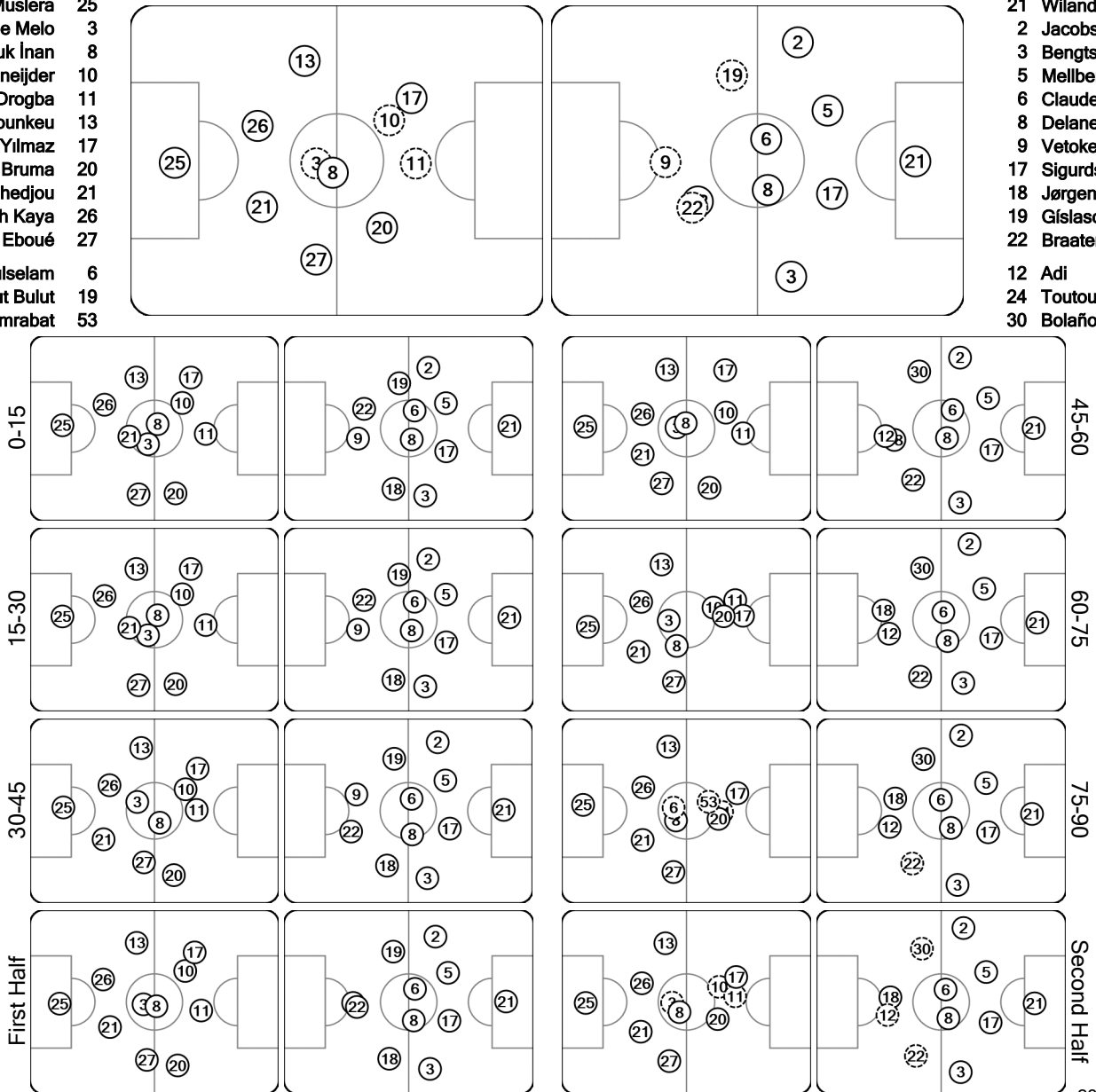
Total time played: 96'09"  
 54% - 33'13" Ball possession 46% - 27'48"

Actual formation

Direction of play --> <-- Direction of play

- Muslera 25
- Felipe Melo 3
- Selçuk İnan 8
- Sneijder 10
- Drogba 11
- Nounkeu 13
- Burak Yılmaz 17
- Bruma 20
- Chedjou 21
- Semih Kaya 26
- Eboué 27
- Ceyhun Gülselam 6
- Umut Bulut 19
- Amrabat 53

- 21 Wiland
- 2 Jacobsen
- 3 Bengtsson
- 5 Mellberg
- 6 Claudemir
- 8 Delaney
- 9 Vetokele
- 17 Sigurdsson
- 18 Jørgensen
- 19 Gíslason
- 22 Braaten
- 12 Adi
- 24 Toutouh
- 30 Bolaños



○ did not play the entire match    (S) substitution    (R) sent off

23:51:19 CET  
 23 Oct 2013